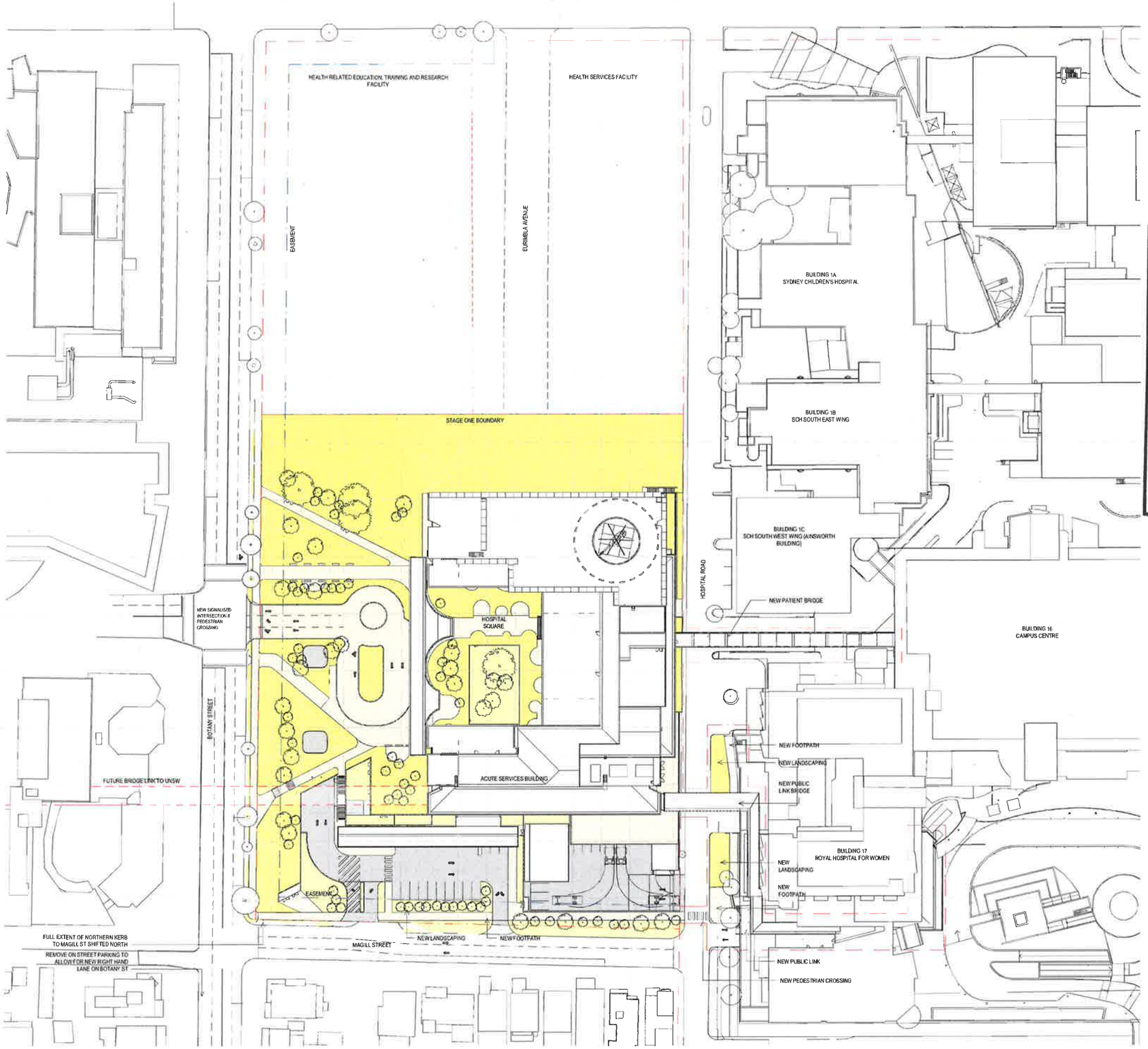

BVN TERROIR

Telephone +61 2 8297 7200
Facsimile +61 2 8297 7299
www.bvn.com.au

INTELLECTUAL PROPERTY

NOTE

ISSUE	DATE	FOR
A	20/04/18	FOR INFORMATION
B	27/04/18	FOR INFORMATION
C	10/05/18	FOR INFORMATION
D	16/05/18	FOR INFORMATION
E	06/08/18	FOR INFORMATION

NSW GOVERNMENT Planning & Environment

Issued under the Environmental Planning and Assessment Act 1979

Approved Application No. SSD 9113

granted on the 27 FEB 2019

Signed .....

Sheet No. 1 of 67

PROJECT MANAGEMENT
FPC

CIVIL AND STRUCTURAL ENGINEERING
ENSTRUCT GROUP

MECHANICAL ENGINEERING
LEHR CONSULTANTS INTERNATIONAL

ELECTRICAL ENGINEERING
WOOD & GRIEVE ENGINEERS

HYDRAULIC ENGINEERING
ACOR CONSULTANTS

CONSTRUCTION MANAGER

CLIENT

NSW GOVERNMENT Health Infrastructure

HEALTH INFRASTRUCTURE
CLIENT NUMBER

130487
PROJECT

RANDWICK CAMPUS REDEVELOPMENT

BARKER ST
RANDWICK NSW 2031
AUSTRALIA

BVN PROJECT NUMBER

81606008
DRAWING KEY

TRUE NORTH PROJECT NORTH

GRAPHIC SCALE
0 2500 5000

SCALE
1 : 500@A1 DO NOT SCALE

STATUS
FOR INFORMATION

DRAWING

SITE PLAN

RCR-BVN-ARC-00-DRW-01A-NL00013

ISSUE E

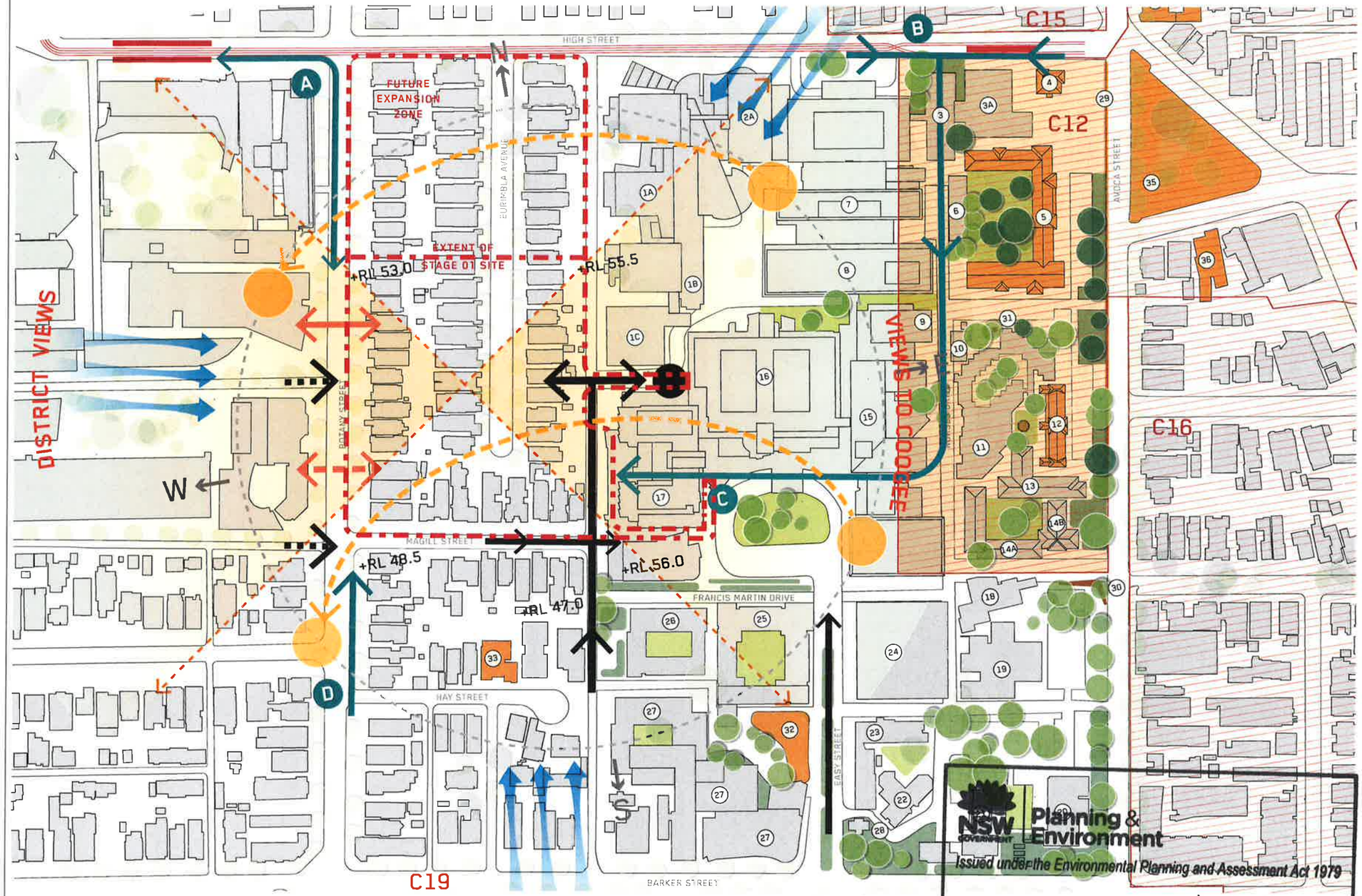

EXISTING BUILDINGS

1A SYDNEY CHILDREN'S HOSPITAL
1B SCH SOUTH EAST WING
1C SCH WEST WING
2A SCH EMERGENCY WING
2B HIGH STREET BUILDING
3 RADIATION ONCOLOGY
3A THE BRIGHT ALLIANCE BUILDING
4 MEDICAL SUPERINTENDANTS COTTAGE
5 EDMUND BLACKET BUILDING
6 EDMUND BLACKET BUILDING WEST WING (COMPUTER ROOM)
7 PARKES BUILDING
8 CLINICAL SCIENCE BUILDING
9 HYPERBARIC UNIT
10 ELECTRICAL SUBSTATION
11 EUROA
12 CATHERINE HAYES BUILDING
13 McNEVIN DICKSON BUILDING
14A ADMINISTRATION BUILDING
14B DIABETES CENTRE
15 DICKSON BUILDING
15A PSYCHIATRIC EMERGENCY CARE CENTRE
16 CAMPUS CENTRE
17 ROYAL HOSPITAL FOR WOMEN
18 PALLATIVE CARE
19 MENTAL HEALTH INTENSIVE CARE UNIT
20 SYDNEY CHILDREN'S COMMUNITY HEALTH CENTRE
21 RONALD McDONALD HOUSE
22 POW CHILDCARE CENTRE
23 HUT U
24 METRO CAR PARK B
25 KILOH CENTRE
26 BLACK DOG INSTITUTE
27 NEUROSCIENCES RESEARCH AUSTRALIA
28 UNSW BOOKSHOP (FORMER MORTUARY)
29 HERITAGE LISTED PALISADE FENCING
30 FORMER QUARRY
31 SUBTERRANEAN WATER WELL
32 RANDWICK DESTITUTE CHILDREN'S ASYLUM CEMETERY
33 COTSWOLD
34 CORANA AND HYGEIA
35 HIGH CROSS PARK
36 VICTORIAN HOUSE

LIGHT RAIL
LIGHT RAIL STOP
LIGHT RAIL LINE

TOPOGRAPHY
+RL XX.X APPROXIMATE

GREEN SPACE
GARDENS / OPEN SPACE
BUFFER LANDSCAPE
SIGNIFICANT TREES

ENVIRONMENTAL ANALYSIS
WIND DIRECTION
SOLAR

HERITAGE
HERITAGE ITEM
CONSERVATION AREA

DESIRED MOVEMENTS & CONNECTIONS
SERVICE ACCESS
PARKING ACCESS
SITE VEHICULAR ENTRY
PEDESTRIAN ENTRY
A PEDESTRIANS ARRIVING FROM LIGHT RAIL
B PEDESTRIANS ARRIVING FROM HIGH STREET ENTRY
C PEDESTRIANS ARRIVING FROM BARKER STREET ENTRY
D PEDESTRIANS ARRIVING FROM THE SOUTH
ON-GRADE ACCESS FROM UNSW
HIGHER LEVEL ACCESS FROM UNSW
VIEWS

STAGE 1 SITE
STAGE 1 & FUTURE EXPANSION SITES

NSW GOVERNMENT Planning & Environment
Issued under the Environmental Planning and Assessment Act 1979

Approved Application No. SSD 9113
granted on the 27 FEB 2019
Signed .....
Sheet No. 2 of 67

BVN TERROIR

Telephone +61 2 8297 7300
Facsimile +61 2 8297 7299
www.bvn.com.au

INTELLECTUAL PROPERTY

NOTE

ISSUE	DATE	FOR
A	20/04/18	FOR INFORMATION
B	27/04/18	FOR INFORMATION
C	10/05/18	FOR INFORMATION

PROJECT MANAGEMENT
PWC

CIVIL AND STRUCTURAL ENGINEERING
ENSTRUCT GROUP

MECHANICAL ENGINEERING
LEHR CONSULTANTS INTERNATIONAL

ELECTRICAL ENGINEERING
WOOD & GRIEVE ENGINEERS

HYDRAULIC ENGINEERING
ACOR CONSULTANTS

CONSTRUCTION MANAGER

CLIENT
NSW GOVERNMENT Health Infrastructure

HEALTH INFRASTRUCTURE
CLIENT NUMBER
130487
PROJECT
RANDWICK CAMPUS REDEVELOPMENT
BARKER ST
RANDWICK NSW 2031
AUSTRALIA
BVN PROJECT NUMBER
s1606008
DRAWING KEY

TRUE NORTH PROJECT NORTH

GRAPHIC SCALE
0 2000 5000
SCALE
1:1000 @A1 DO NOT SCALE
STATUS
FOR INFORMATION
DRAWING

SITE ANALYSIS PLAN
RCR-BVN-ARC-00-DRW-01A-NL00021
ISSUE C

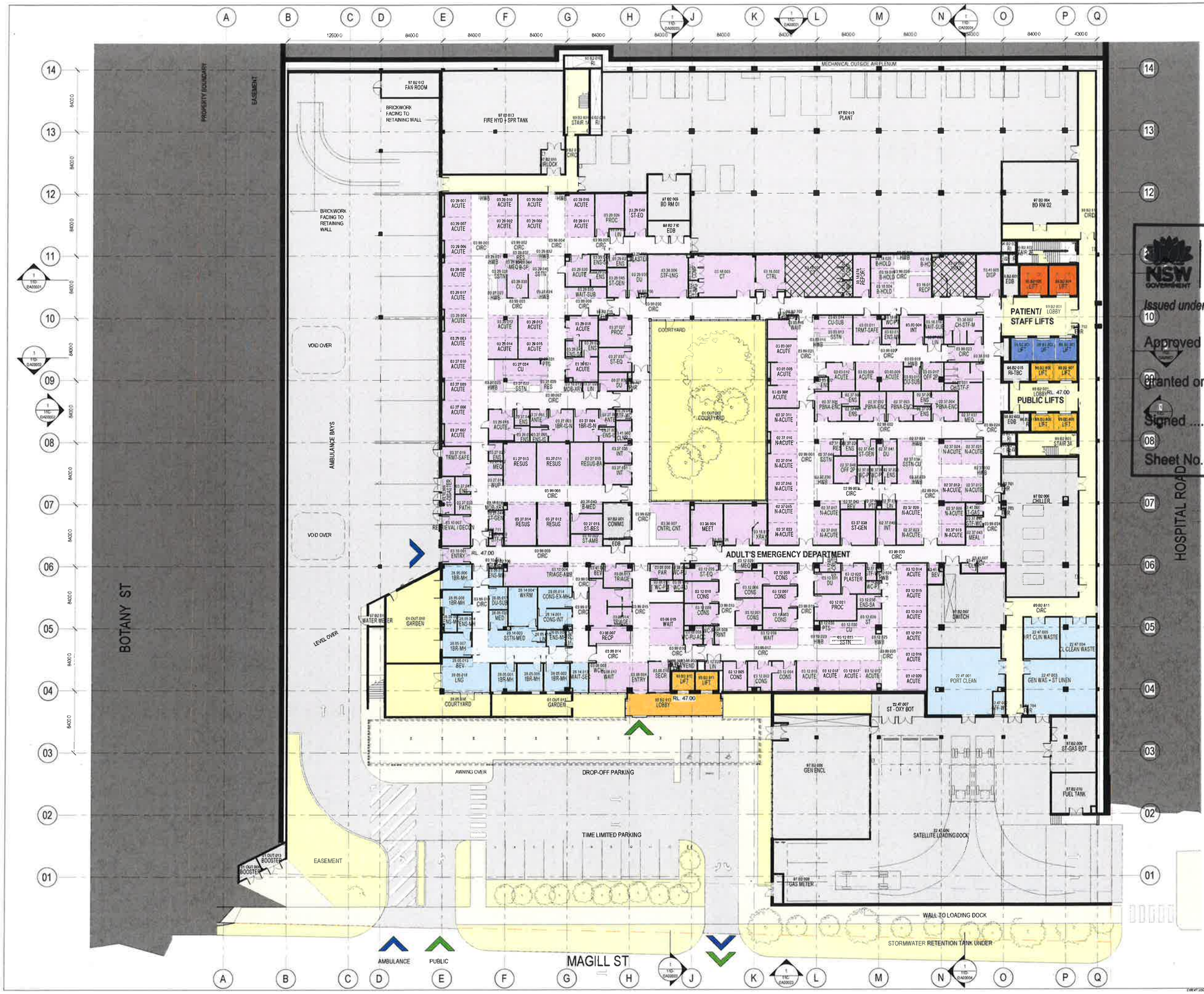

BVN TERROIR

Telephone +61 2 8297 7200
Facsimile +61 2 9257 7299
www.bvn.com.au

INTELLECTUAL PROPERTY

NOTE

ISSUE	DATE	FOR
A	13/04/18	FOR INFORMATION
B	20/04/18	FOR INFORMATION
C	27/04/18	FOR INFORMATION
D	16/05/18	FOR INFORMATION
E	25/05/18	FOR INFORMATION
F	01/06/18	FOR INFORMATION
G	13/06/18	FOR INFORMATION
H	25/06/18	FOR INFORMATION
I	23/07/18	FOR INFORMATION
J	27/07/18	FOR INFORMATION
K	03/08/18	FOR INFORMATION
L	28/10/18	FOR INFORMATION

NSW GOVERNMENT Planning & Environment

Issued under the Environmental Planning and Assessment Act 1979

Approved Application No. SSD 9113

Granted on the 27 FEB 2019

Signed

Sheet No. 3 of 67

PROPOSED TREES

EXISTING TREES

PUBLIC LIFT

PATIENT LIFT

HOT LIFT

FM / BED ACCESS

PUBLIC ACCESS

WARM SHELL SPACE

PROJECT MANAGEMENT
PWC

CIVIL AND STRUCTURAL ENGINEERING
ENSTRUCT GROUP

MECHANICAL ENGINEERING
LEHR CONSULTANTS INTERNATIONAL

ELECTRICAL ENGINEERING
WOOD & GREVE ENGINEERS

HYDRAULIC ENGINEERING
ACOR CONSULTANTS

CONSTRUCTION MANAGER

CLIENT

NSW GOVERNMENT Health Infrastructure

HEALTH INFRASTRUCTURE
CLIENT NUMBER

130487
PROJECT

RANDWICK CAMPUS REDEVELOPMENT

BARKER ST
RANDWICK NSW 2031
AUSTRALIA
BVN PROJECT NUMBER

s1606008
DRAWING KEY

TRUE NORTH PROJECT NORTH

GRAPHIC SCALE
0 2000 5000

SCALE
1 : 200@A1 DO NOT SCALE

STATUS
DEVELOPMENT APPLICATION

DRAWING
HOSPITAL - GENERAL ARRANGEMENT PLAN - LEVEL -02

RCR-BVN-ARC-50-DRW-11B- B200001 ISSUE K

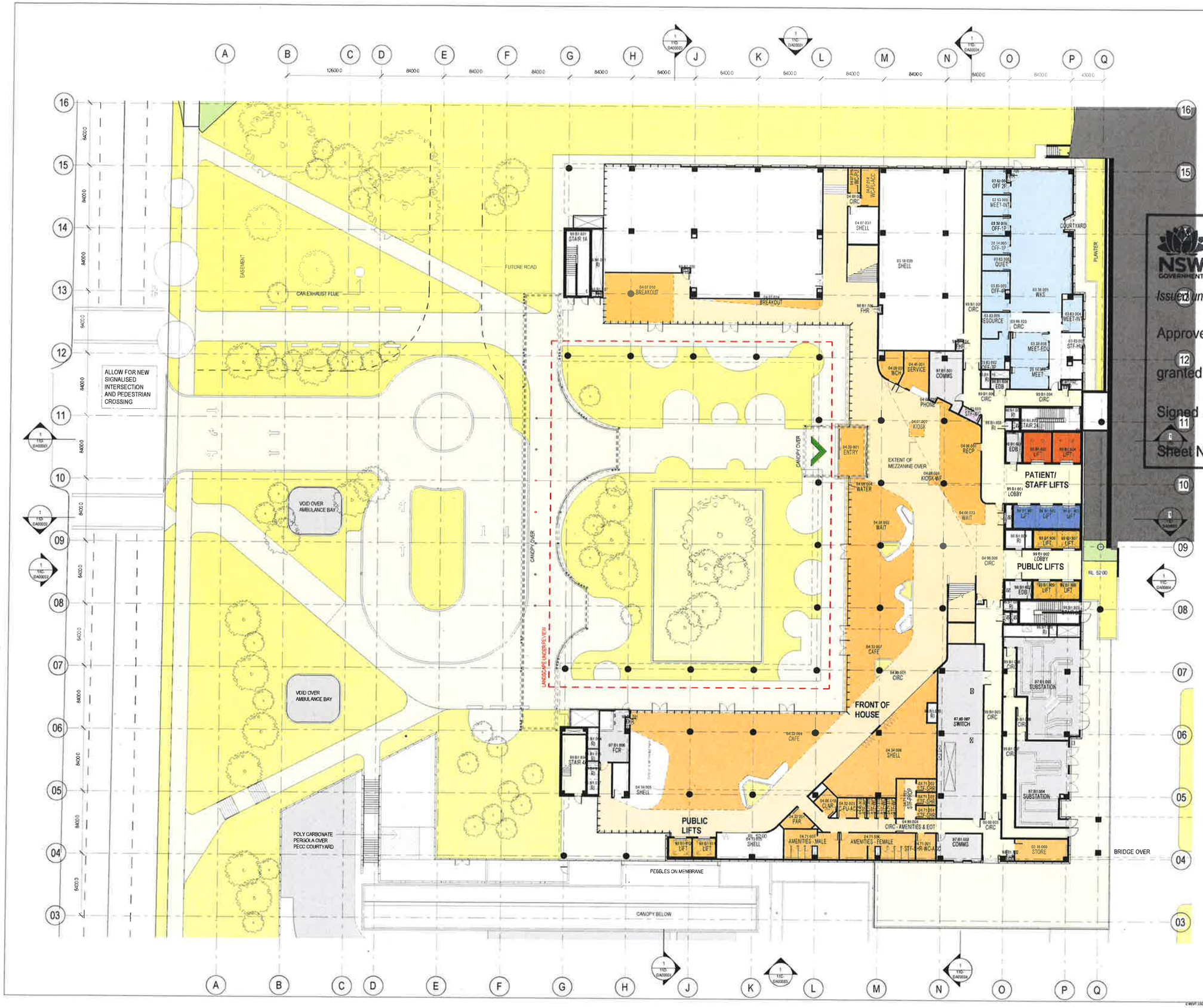

STAGE 1

LV -01 RL 52.000 m

BVN TERROIR

Telephone: +61 2 9297 7200
Facsimile: +61 2 9297 7299
www.bvn.com.au

INTELLECTUAL PROPERTY

NOTE

ISSUE	DATE	FOR
A	13/04/18	FOR INFORMATION
B	20/04/18	FOR INFORMATION
C	27/04/18	FOR INFORMATION
E	08/06/18	FOR INFORMATION
F	12/06/18	FOR INFORMATION
G	25/06/18	FOR INFORMATION
H	27/06/18	FOR INFORMATION
I	23/07/18	FOR INFORMATION
J	30/07/18	FOR INFORMATION
K	03/08/18	FOR INFORMATION
L	29/13/18	FOR INFORMATION

NSW GOVERNMENT Planning & Environment

Issued under the Environmental Planning and Assessment Act 1979

Approved Application No. SSD 9113

granted on the 27 FEB 2019

Signed

Sheet No. 4 of 67

PROPOSED TREES

EXISTING TREES

PUBLIC LIFT

PATIENT LIFT

HOT LIFT

FM / BED ACCESS

PUBLIC ACCESS

WARM SHELL SPACE

PROJECT MANAGEMENT
PMC

CIVIL AND STRUCTURAL ENGINEERING
ENSTRUCT GROUP

MECHANICAL ENGINEERING
LEHR CONSULTANTS INTERNATIONAL

ELECTRICAL ENGINEERING
WOOD & GREVE ENGINEERS

HYDRAULIC ENGINEERING
ACOR CONSULTANTS

CONSTRUCTION MANAGER

CLIENT

NSW GOVERNMENT Health Infrastructure

HEALTH INFRASTRUCTURE
CLIENT NUMBER

130487
PROJECT

RANDWICK CAMPUS REDEVELOPMENT

BARKER ST
RANDWICK NSW 2031
AUSTRALIA

BVN PROJECT NUMBER

s1606008
DRAWING KEY

TRUE NORTH PROJECT NORTH

DRAWING SCALE
0 2000 5000

SCALE

1 200@A1 DO NOT SCALE

STATUS

DEVELOPMENT APPLICATION

DRAWING

HOSPITAL - GENERAL ARRANGEMENT PLAN - LEVEL -01

RCR-BVN-ARC-50-DRW-11B-B100001

ISSUE K

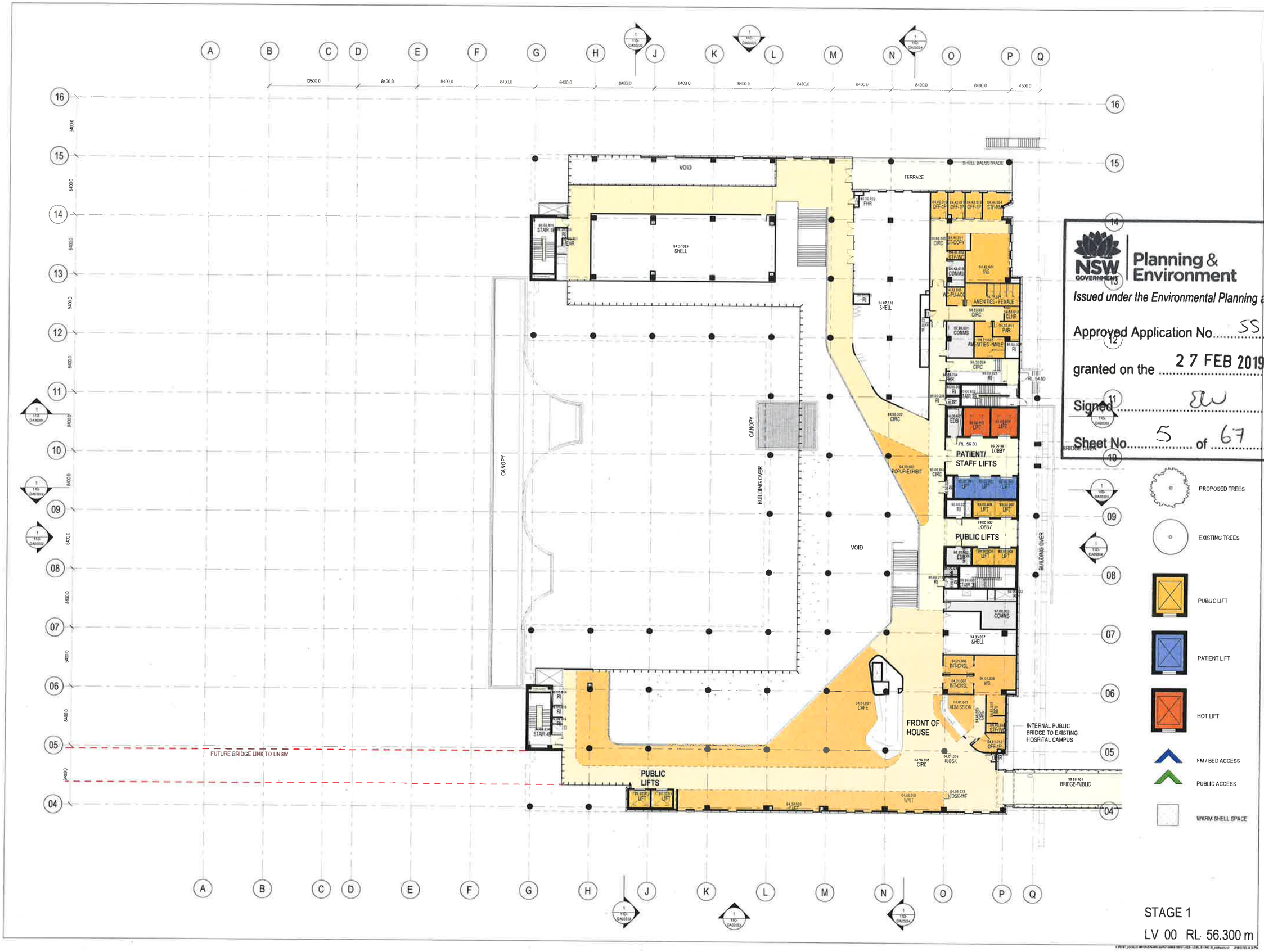

STAGE 1

LV 00 RL 56.300 m

BVN TERROIR

Telephone +61 2 8297 7200
Facsimile +61 2 8297 7201
www.bvn.com.au

INTELLECTUAL PROPERTY

NOTE

ISSUE	DATE	FOR
A	17/04/18	FOR INFORMATION
B	20/04/18	FOR INFORMATION
C	27/04/18	FOR INFORMATION
D	18/05/18	FOR INFORMATION
E	04/06/18	FOR INFORMATION
F	13/08/18	FOR INFORMATION
H	23/07/18	FOR INFORMATION
I	30/08/18	FOR INFORMATION
J	03/09/18	FOR INFORMATION
K	28/09/18	FOR INFORMATION

NSW GOVERNMENT Planning & Environment

Issued under the Environmental Planning and Assessment Act 1979

Approved Application No. SSD 9117

granted on the 27 FEB 2019

Signed. EW

Sheet No. 5 of 67

PROJECT MANAGEMENT
PMC

CIVIL AND STRUCTURAL ENGINEERING
ENSTRUCT GROUP

MECHANICAL ENGINEERING
LEHR CONSULTANTS INTERNATIONAL

ELECTRICAL ENGINEERING
WOOD & GREVE ENGINEERS

HYDRAULIC ENGINEERING
ACOR CONSULTANTS

CONSTRUCTION MANAGER

CLIENT

NSW GOVERNMENT Health Infrastructure

HEALTH INFRASTRUCTURE
CLIENT NUMBER

130487
PROJECT

RANDWICK CAMPUS REDEVELOPMENT

BARKER ST
RANDWICK NSW 2031
AUSTRALIA

BVN PROJECT NUMBER

s1606008
DRAWING KEY

TRUE NORTH PROJECT NORTH

GRAPHIC SCALE

SCALE

1 : 200@A1 DO NOT SCALE

STATUS

DEVELOPMENT APPLICATION
DRAWING

HOSPITAL - GENERAL ARRANGEMENT PLAN - LEVEL 00

RCR-BVN-ARC-50-DRW-11B- 0000001

ISSUE J

STAGE 1

LV 01 RL 60.500 m

BVN TERROIR

Telephone +61 2 8297 7200
Facsimile +61 2 8297 7260
www.bvn.com.au

INTELLECTUAL PROPERTY

NOTE

ISSUE	DATE	FOR
A	17/04/18	FOR INFORMATION
B	30/04/18	FOR INFORMATION
C	27/06/18	FOR INFORMATION
D	18/07/18	FOR INFORMATION
E	27/08/18	FOR INFORMATION
F	13/09/18	FOR INFORMATION
G	25/09/18	FOR INFORMATION
H	27/09/18	FOR INFORMATION
I	28/09/18	FOR INFORMATION
J	30/07/18	FOR INFORMATION
K	5/06/19	FOR INFORMATION
L	28/10/19	FOR INFORMATION

NSW GOVERNMENT Planning & Environment

Issued under the Environmental Planning and Assessment Act 1979

Approved Application No. SSD 9113

granted on the 27 FEB 2019

Signed AW

Sheet No. 6 of 67

PROJECT MANAGEMENT
PWC

CIVIL AND STRUCTURAL ENGINEERING
EMSTRUCT GROUP

MECHANICAL ENGINEERING
LEHR CONSULTANTS INTERNATIONAL

ELECTRICAL ENGINEERING
WOOD & GRIEVE ENGINEERS

HYDRAULIC ENGINEERING
ACOR CONSULTANTS

CONSTRUCTION MANAGER
Multiplex

CLIENT

NSW GOVERNMENT Health Infrastructure

HEALTH INFRASTRUCTURE
CLIENT NUMBER

130487
PROJECT

RANDWICK CAMPUS REDEVELOPMENT

BARKER ST
RANDWICK NSW 2031
AUSTRALIA

BVN PROJECT NUMBER

s1606008
DRAWING KEY

TRUE NORTH PROJECT NORTH

GRAPHIC SCALE

SCALE

1 : 200@A1 DO NOT SCALE

STATUS

DEVELOPMENT APPLICATION
DRAWING

HOSPITAL - GENERAL ARRANGEMENT PLAN - LEVEL L01

RCR-BVN-ARC-50-DRW-11B-0100001

ISSUE K

STAGE 1
LV 02 RL 65.200 m

BVN TERROIR

Telephone +61 2 8297 7200
Facsimile +61 2 8297 7299
www.bvn.com.au

INTELLECTUAL PROPERTY

NOTE

ISSUE	DATE	FOR
A	1/06/18	FOR INFORMATION
B	20/06/18	FOR INFORMATION
C	27/06/18	FOR INFORMATION
D	16/08/18	FOR INFORMATION
E	31/08/18	FOR INFORMATION
F	13/09/18	FOR INFORMATION
G	25/09/18	FOR INFORMATION
H	29/10/18	FOR INFORMATION
I	30/10/18	FOR INFORMATION
J	02/01/19	FOR INFORMATION
K	28/01/19	FOR INFORMATION

NSW GOVERNMENT Planning & Environment

Issued under the Environmental Planning and Assessment Act 1979

Approved Application No. SSD 9113

granted on the 27 FEB 2019

Signed EW

Sheet No. 7 of 67

PROJECT MANAGEMENT
PWC

CIVIL AND STRUCTURAL ENGINEERING
ENSTRUCT GROUP

MECHANICAL ENGINEERING
LEHR CONSULTANTS INTERNATIONAL

ELECTRICAL ENGINEERING
WOOD & GREVE ENGINEERS

HYDRAULIC ENGINEERING
ACOR CONSULTANTS

CONSTRUCTION MANAGER

CLIENT

NSW GOVERNMENT Health Infrastructure

HEALTH INFRASTRUCTURE
CLIENT NUMBER

130487
PROJECT

RANDWICK CAMPUS REDEVELOPMENT

BARKER ST
RANDWICK NSW 2031
AUSTRALIA

BVN PROJECT NUMBER

s1606008
DRAWING KEY

TRUE NORTH PROJECT NORTH

GRAPHIC SCALE
0 2000 5000

SCALE
1 200@B1 DO NOT SCALE

STATUS
DEVELOPMENT APPLICATION

DRAWING
HOSPITAL - GENERAL ARRANGEMENT PLAN - LEVEL L02

RCR-BVN-ARC-50-DRW-11B- 0200001

ISSUE J

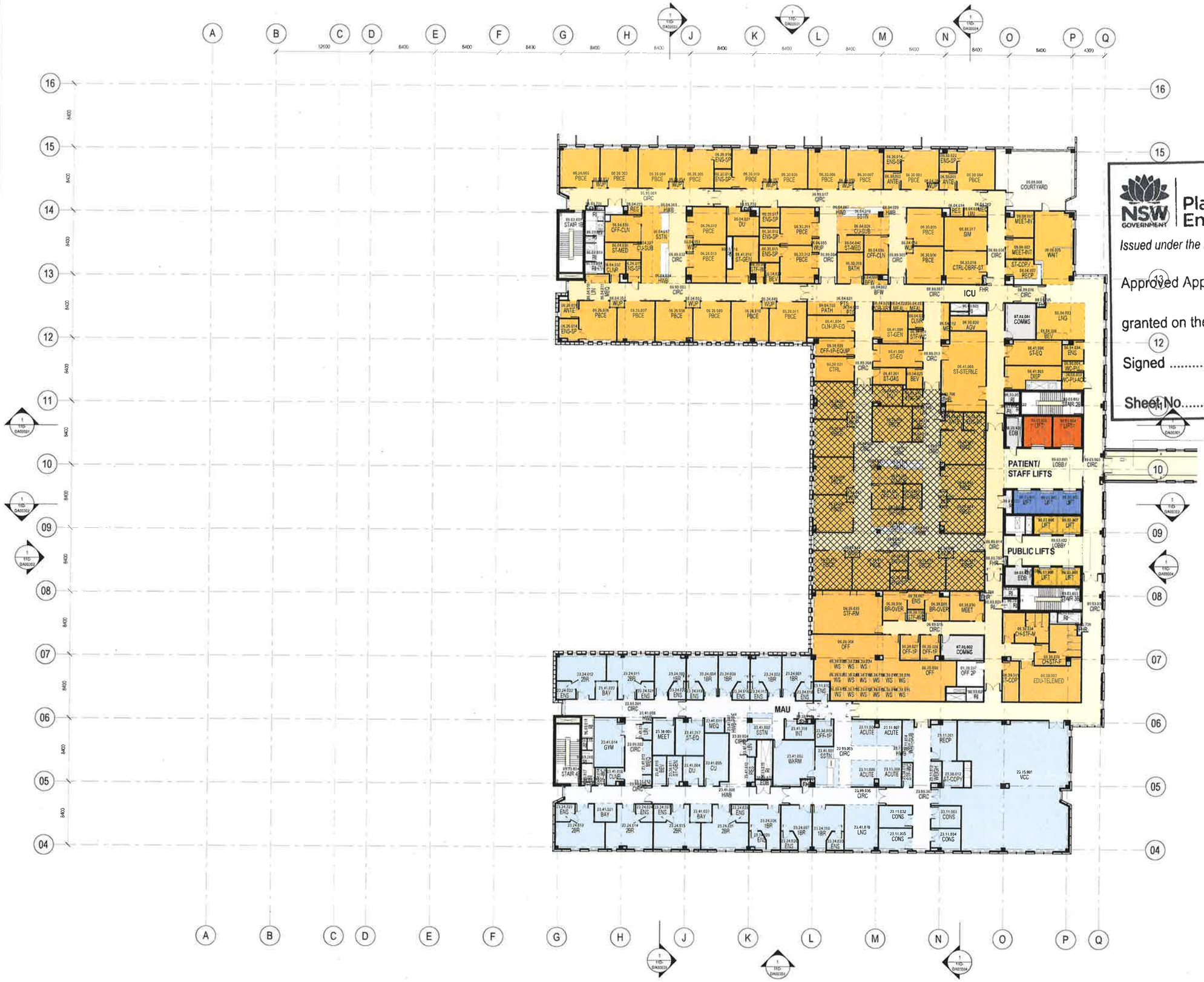

PROPOSED TREES

EXISTING TREES

PUBLIC LIFT

PATIENT LIFT

HOT LIFT

FM / BED ACCESS

PUBLIC ACCESS

WARM SHELL SPACE

STAGE 1

LV 03 RL 69.700 m

BVN TERROIR

Telephone +61 2 8297 7200
Facsimile +61 2 8297 7220
www.bvn.com.au

INTELLECTUAL PROPERTY

NOTE

ISSUE	DATE	FOR
A	17/04/18	FOR INFORMATION
B	30/04/18	FOR INFORMATION
C	27/04/18	FOR INFORMATION
D	18/05/18	FOR INFORMATION
E	31/05/18	FOR INFORMATION
F	13/06/18	FOR INFORMATION
G	25/06/18	FOR INFORMATION
H	29/07/18	FOR INFORMATION
I	30/07/18	FOR INFORMATION
J	02/08/18	FOR INFORMATION

NSW GOVERNMENT Planning & Environment

Issued under the Environmental Planning and Assessment Act 1979

Approved Application No. SSD 9113

granted on the 27 FEB 2019

Signed EW

Sheet No. 8 of 67

PROJECT MANAGEMENT
PMC

CIVIL AND STRUCTURAL ENGINEERING
ENSTRUCT GROUP

MECHANICAL ENGINEERING
LEHR CONSULTANTS INTERNATIONAL

ELECTRICAL ENGINEERING
WOOD & GRIEVE ENGINEERS

HYDRAULIC ENGINEERING
ACOR CONSULTANTS

CONSTRUCTION MANAGER

CLIENT

NSW GOVERNMENT Health Infrastructure

HEALTH INFRASTRUCTURE
CLIENT NUMBER

130487
PROJECT

RANDWICK CAMPUS REDEVELOPMENT

BARKER ST
RANDWICK NSW 2031
AUSTRALIA
BVN PROJECT NUMBER

s1606008
DRAWING KEY

TRUE NORTH PROJECT NORTH

GRAPHIC SCALE
0 2000 5000

SCALE
1 : 200@A1 DO NOT SCALE

STATUS
DEVELOPMENT APPLICATION

DRAWING
HOSPITAL - GENERAL ARRANGEMENT PLAN - LEVEL L03

RCR-BVN-ARC-50-DRW-11B-0300001 ISSUE J

STAGE 1

LV 04 RL 74.200 m

BVN TERROIR

Telephone +61 2 8297 7200
Facsimile +61 2 8297 7205
www.bvn.com.au

INTELLECTUAL PROPERTY

NOTE

ISSUE	DATE	FOR
A	17/04/18	FOR INFORMATION
B	20/04/18	FOR INFORMATION
C	27/04/18	FOR INFORMATION
D	16/05/018	FOR INFORMATION
E	11/06/18	FOR INFORMATION
F	12/06/18	FOR INFORMATION
G	25/06/18	FOR INFORMATION
H	27/06/18	FOR INFORMATION
I	2/07/18	FOR INFORMATION
J	3/07/18	FOR INFORMATION
K	03/08/18	FOR INFORMATION
L	29/10/18	FOR INFORMATION

NSW GOVERNMENT Planning & Environment

Issued under the Environmental Planning and Assessment Act 1979

Approved Application No. SSD 9113

granted on the 27 FEB 2019

Signed

Sheet No. 9 of 67

PROJECT MANAGEMENT
PWC

CIVIL AND STRUCTURAL ENGINEERING
ENSTRUCT GROUP

MECHANICAL ENGINEERING
LEHR CONSULTANTS INTERNATIONAL

ELECTRICAL ENGINEERING
WOOD & GREVE ENGINEERS

HYDRAULIC ENGINEERING
ACOR CONSULTANTS

CONSTRUCTION MANAGER

CLIENT

NSW GOVERNMENT Health Infrastructure

HEALTH INFRASTRUCTURE
CLIENT NUMBER

130487
PROJECT

RANDWICK CAMPUS REDEVELOPMENT

BARKER ST
RANDWICK NSW 2031
AUSTRALIA

BVN PROJECT NUMBER

s1606008

DRAWING KEY

TRUE NORTH PROJECT NORTH

GRAPHIC SCALE

SCALE

1 : 200@A1 DO NOT SCALE

STATUS

DEVELOPMENT APPLICATION

DRAWING

HOSPITAL - GENERAL ARRANGEMENT PLAN - LEVEL L04

RCR-BVN-ARC-50-DRW-11B- 0400001

ISSUE K

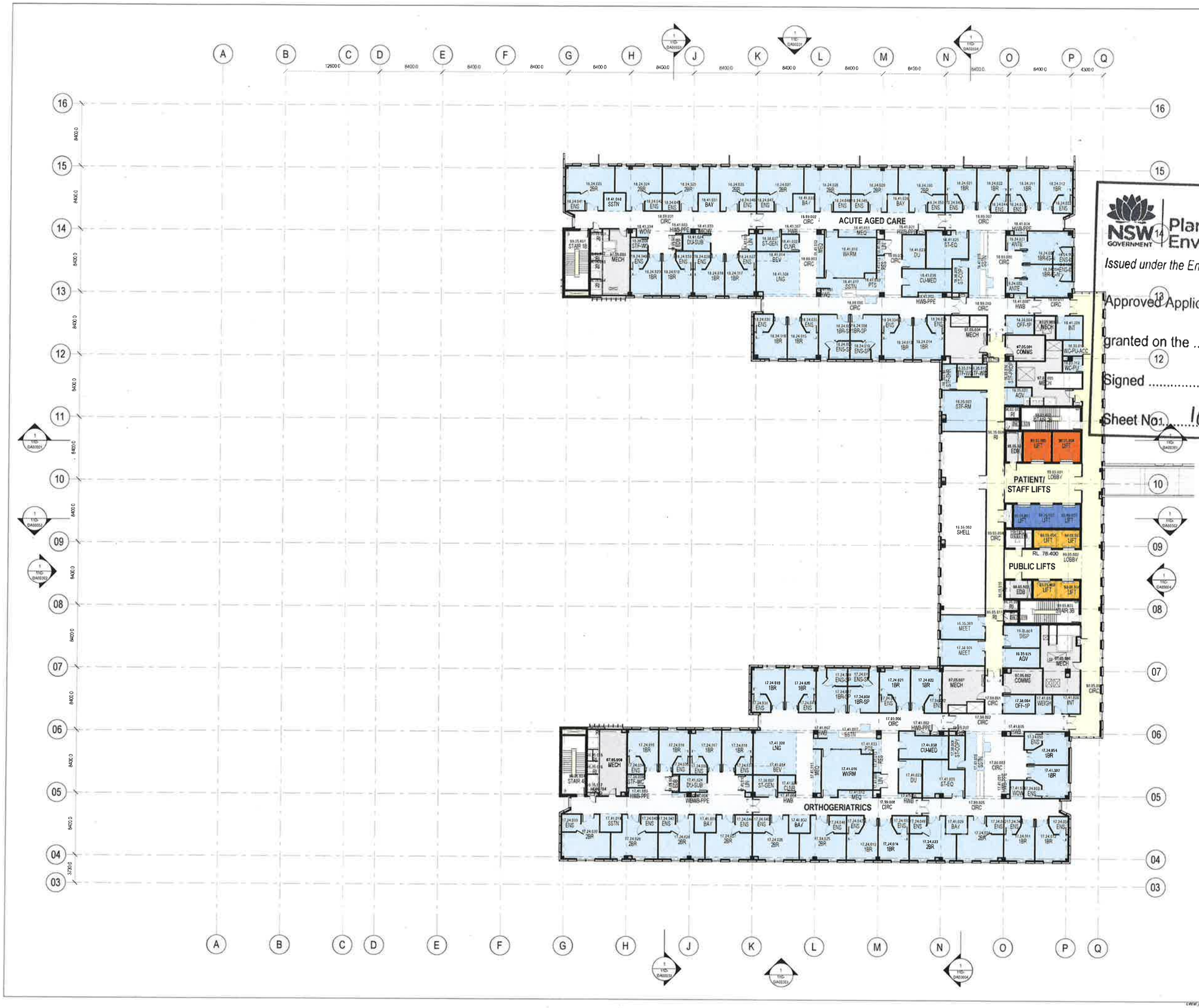

STAGE 1

LV 05 RL 78.400 m

BVN TERROIR

Telephone +61 2 8297 7200
Facsimile +61 2 8297 7299
www.bvn.com.au

INTELLECTUAL PROPERTY

NOTE

ISSUE	DATE	DESCRIPTION
A	17/04/18	FOR INFORMATION
B	30/04/18	FOR INFORMATION
C	2/06/18	FOR INFORMATION
D	16/05/018	FOR INFORMATION
E	01/06/18	FOR INFORMATION
F	13/06/18	FOR INFORMATION
G	25/06/18	FOR INFORMATION
H	27/06/18	FOR INFORMATION
I	23/07/18	FOR INFORMATION
J	30/07/18	FOR INFORMATION
K	03/08/18	FOR INFORMATION
L	20/09/18	FOR INFORMATION

NSW GOVERNMENT Planning & Environment

Issued under the Environmental Planning and Assessment Act 1979

Approved Application No. SSD 9113

granted on the 27 FEB 2019

Signed EW

Sheet No. 10 of 67

PROJECT MANAGEMENT
PWC

CIVIL AND STRUCTURAL ENGINEERING
EASTRICT GROUP

MECHANICAL ENGINEERING
LEHR CONSULTANTS INTERNATIONAL

ELECTRICAL ENGINEERING
WOOD & GREVE ENGINEERS

HYDRAULIC ENGINEERING
ACOR CONSULTANTS

CONSTRUCTION MANAGER

CLIENT

NSW GOVERNMENT Health Infrastructure

HEALTH INFRASTRUCTURE
CLIENT NUMBER

130487
PROJECT

RANDWICK CAMPUS REDEVELOPMENT

BARKER ST
RANDWICK NSW 2031
AUSTRALIA
BVN PROJECT NUMBER

s1606008
DRAWING KEY

TRUE NORTH PROJECT NORTH

GRAPHIC SCALE
0 2000 5000

SCALE
1 : 200@A1 DO NOT SCALE

STATUS
DEVELOPMENT APPLICATION

DRAWING
HOSPITAL - GENERAL ARRANGEMENT PLAN - LEVEL L05

RCR-BVN-ARC-50-DRW-11B- 0500001

ISSUE K

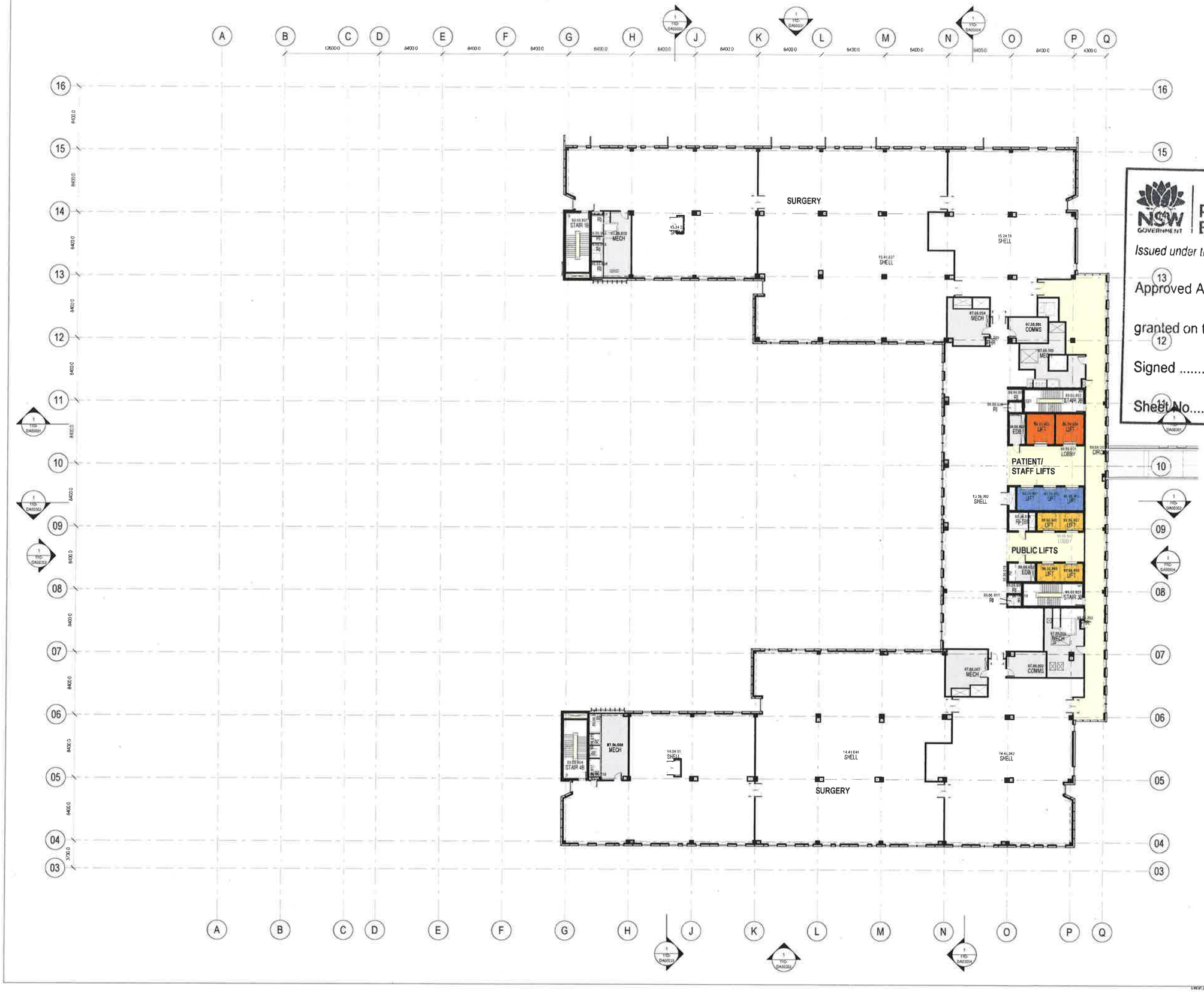

STAGE 1

LV 06 RL 82.600 m

BVN TERROIR

Telephone +61 2 8297 7200
Facsimile +61 2 8297 7201
www.bvn.com.au

INTELLECTUAL PROPERTY

NOTE

A	11/04/18	FOR INFORMATION
B	20/04/18	FOR INFORMATION
C	27/04/18	FOR INFORMATION
D	18/05/18	FOR INFORMATION
E	01/06/18	FOR INFORMATION
F	13/06/18	FOR INFORMATION
G	25/06/18	FOR INFORMATION
H	27/06/18	FOR INFORMATION
I	23/07/18	FOR INFORMATION
J	30/07/18	FOR INFORMATION
K	03/08/18	FOR INFORMATION
L	29/10/18	FOR INFORMATION

NSW GOVERNMENT Planning & Environment

Issued under the Environmental Planning and Assessment Act 1979

Approved Application No. SSD 9113

granted on the 27 FEB 2019

Signed

Sheet No. 11 of 67

PROJECT MANAGEMENT
PWC

CIVIL AND STRUCTURAL ENGINEERING
ENSTRUCT GROUP

MECHANICAL ENGINEERING
LEHR CONSULTANTS INTERNATIONAL

ELECTRICAL ENGINEERING
WOOD & GREVE ENGINEERS

HYDRAULIC ENGINEERING
ACOR CONSULTANTS

CONSTRUCTION MANAGER

CLIENT

NSW GOVERNMENT Health Infrastructure

HEALTH INFRASTRUCTURE
CLIENT NUMBER

130487
PROJECT

RANDWICK CAMPUS REDEVELOPMENT

BARKER ST
RANDWICK NSW 2031
AUSTRALIA
BVN PROJECT NUMBER

s1606008
DRAWING KEY

TRUE NORTH PROJECT NORTH

GRAPHIC SCALE
0 2500 5000

SCALE
1 : 250@A1 DO NOT SCALE

STATUS

DEVELOPMENT APPLICATION
DRAWING

HOSPITAL - GENERAL ARRANGEMENT PLAN - LEVEL L06

RCR-BVN-ARC-50-DRW-11B- 0600001

ISSUE K

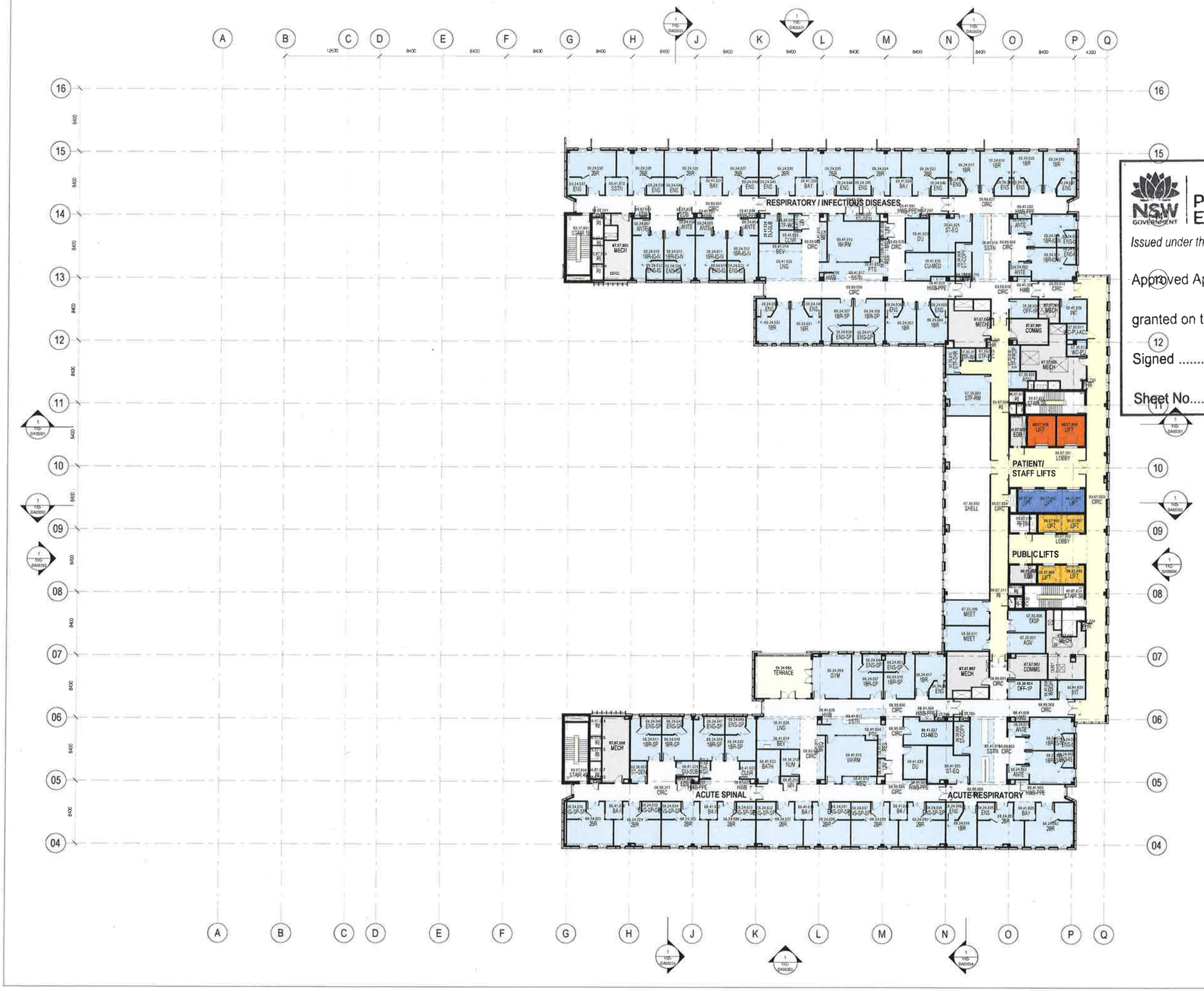

STAGE 1

LV 07 RL 86.800 m

BVN TERROIR

Telephone +61 2 8267 7200
Facsimile +61 2 8267 7200
www.bvn.com.au

INTELLECTUAL PROPERTY

NOTE

ISSUE	DATE	FOR
A	17/04/18	FOR INFORMATION
B	20/04/18	FOR INFORMATION
C	27/04/18	FOR INFORMATION
D	18/05/18	FOR INFORMATION
E	01/06/18	FOR INFORMATION
F	13/06/18	FOR INFORMATION
G	25/06/18	FOR INFORMATION
H	27/06/18	FOR INFORMATION
I	23/07/18	FOR INFORMATION
J	30/07/18	FOR INFORMATION

NSW GOVERNMENT Planning & Environment

Issued under the Environmental Planning and Assessment Act 1979

Approved Application No. SSD 9113

granted on the 27 FEB 2019

Signed SW

Sheet No. 12 of 67

PROJECT MANAGEMENT
PWC

CIVIL AND STRUCTURAL ENGINEERING
ENSTRUCT GROUP

MECHANICAL ENGINEERING
LEHR CONSULTANTS INTERNATIONAL

ELECTRICAL ENGINEERING
WOOD & GREVE ENGINEERS

HYDRAULIC ENGINEERING
ACOR CONSULTANTS

CONSTRUCTION MANAGER

CLIENT

NSW GOVERNMENT Health Infrastructure

HEALTH INFRASTRUCTURE
CLIENT NUMBER

130487
PROJECT

RANDWICK CAMPUS REDEVELOPMENT

BARKER ST
RANDWICK NSW 2031
AUSTRALIA

BVN PROJECT NUMBER

s1606008
DRAWING KEY

TRUE NORTH PROJECT NORTH

GRAPHIC SCALE

SCALE

1 : 200@B1 DO NOT SCALE

STATUS

DEVELOPMENT APPLICATION
DRAWING

HOSPITAL - GENERAL ARRANGEMENT PLAN - LEVEL L07

RCR-BVN-ARC-50-DRW-11B- 0700001

ISSUE K

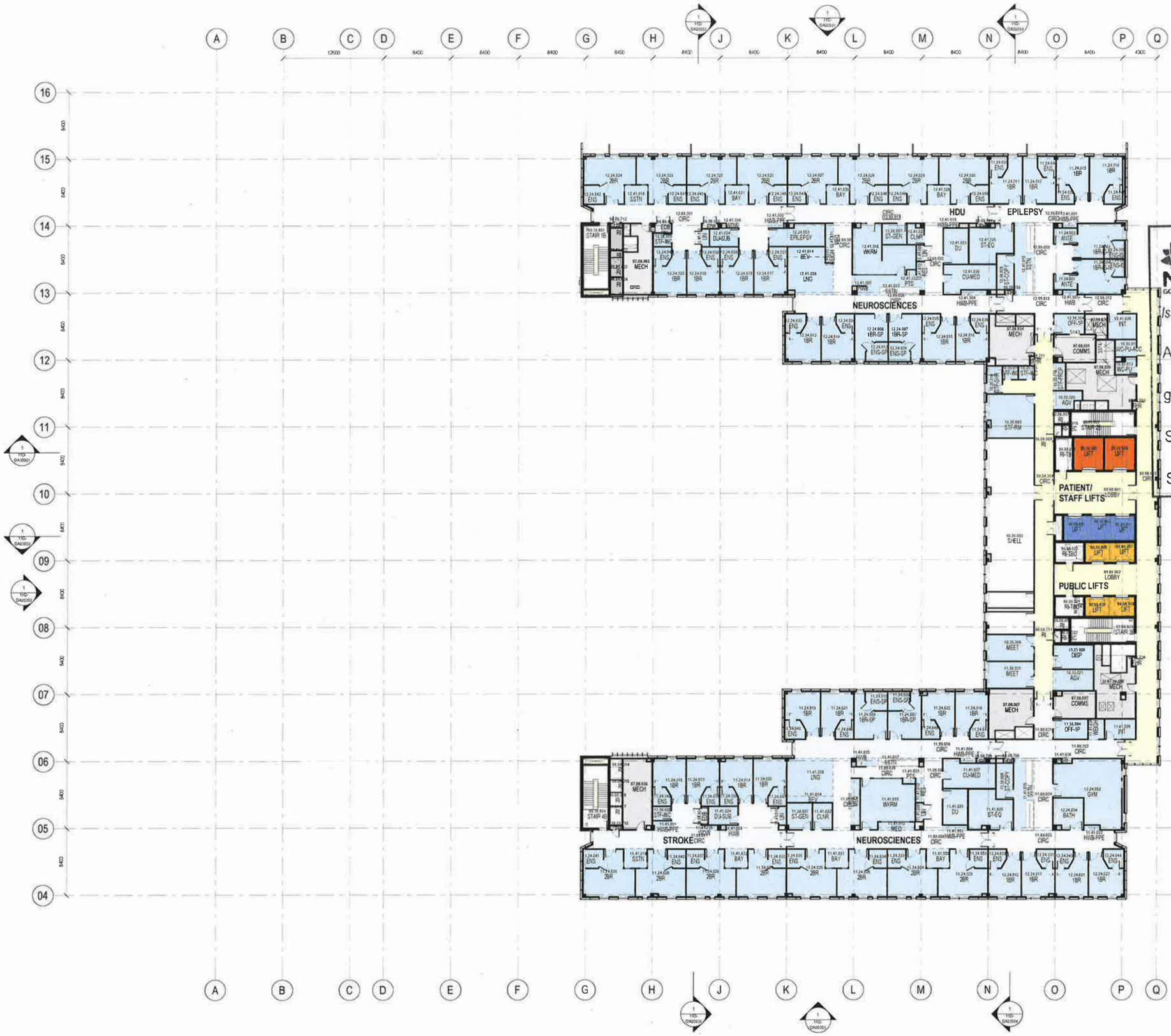

PROPOSED TREES

EXISTING TREES

PUBLIC LIFT

PATIENT LIFT

HOT LIFT

FM / BED ACCESS

PUBLIC ACCESS

WARM SHELL SPACE

STAGE 1

LV 08 RL 91.000 m

BVN TERROIR

Telephone +61 2 8297 7200
Facsimile +61 2 8297 7200
www.bvn.com.au

INTELLECTUAL PROPERTY

NOTE

ISSUE	DATE	FOR
A	17/04/18	FOR INFORMATION
B	30/04/18	FOR INFORMATION
C	27/06/18	FOR INFORMATION
D	16/08/18	FOR INFORMATION
E	31/08/18	FOR INFORMATION
F	12/09/18	FOR INFORMATION
G	25/09/18	FOR INFORMATION
H	27/09/18	FOR INFORMATION
I	23/10/18	FOR INFORMATION
J	30/10/18	FOR INFORMATION
K	23/01/19	FOR INFORMATION
L	29/10/19	FOR INFORMATION

NSW GOVERNMENT Planning & Environment

Issued under the Environmental Planning and Assessment Act 1979

Approved Application No. SSD 9113

granted on the 27 FEB 2019

Signed EW

Sheet No. 13 of 67

PROJECT MANAGEMENT
PWC

CIVIL AND STRUCTURAL ENGINEERING
ENSTRUCT GROUP

MECHANICAL ENGINEERING
LEHR CONSULTANTS INTERNATIONAL

ELECTRICAL ENGINEERING
WOOD & GREVE ENGINEERS

HYDRAULIC ENGINEERING
ACOR CONSULTANTS

CONSTRUCTION MANAGER

CLIENT

NSW GOVERNMENT Health Infrastructure

HEALTH INFRASTRUCTURE
CLIENT NUMBER

130487
PROJECT

RANDWICK CAMPUS REDEVELOPMENT

BARKER ST
RANDWICK NSW 2031
AUSTRALIA

BVN PROJECT NUMBER

s1606008

DRAWING KEY

TRUE NORTH PROJECT NORTH

GRAPHIC SCALE

SCALE

1 : 200@A1 200@A0 SCALE

STATUS

DEVELOPMENT APPLICATION

DRAWING

HOSPITAL - GENERAL ARRANGEMENT PLAN - LEVEL L08

RCR-BVN-ARC-50-DRW-11B- 0800001

ISSUE K

BVN TERROIR

NSW GOVERNMENT Planning & Environment

Issued under the Environmental Planning and Assessment Act 1979

Approved Application No. SSD 9113

granted on the 27 FEB 2019

Signed .....

Sheet No. 14 of 67

INTELLECTUAL PROPERTY

NOTE

ISSUE	DATE	FOR
A	11/04/18	FOR INFORMATION
B	20/04/18	FOR INFORMATION
C	27/04/18	FOR INFORMATION
D	11/05/18	FOR INFORMATION
E	01/06/18	FOR INFORMATION
F	13/06/18	FOR INFORMATION
G	15/06/18	FOR INFORMATION
H	25/06/18	FOR INFORMATION
I	23/07/18	FOR INFORMATION
J	30/07/18	FOR INFORMATION
K	12/08/18	FOR INFORMATION
L	28/08/18	FOR INFORMATION

PROJECT MANAGEMENT
PMC

CIVIL AND STRUCTURAL ENGINEERING
ENSTRUCT GROUP

MECHANICAL ENGINEERING
LEIGH CONSULTANTS INTERNATIONAL

ELECTRICAL ENGINEERING
WOOD & GREVE ENGINEERS

HYDRAULIC ENGINEERING
ACOR CONSULTANTS

CONSTRUCTION MANAGER

CLIENT

NSW GOVERNMENT Health Infrastructure

HEALTH INFRASTRUCTURE
CLIENT NUMBER

139487

PROJECT

RANDWICK CAMPUS REDEVELOPMENT

BARKER ST
RANDWICK NSW 2031
AUSTRALIA

BVN PROJECT NUMBER

s1606008

DRAWING KEY

TRUE NORTH PROJECT NORTH

GRAPHIC SCALE

0 2000 5000

SCALE

1 : 200@A1 DO NOT SCALE

STATUS

DEVELOPMENT APPLICATION

DRAWING

HOSPITAL - GENERAL ARRANGEMENT PLAN - LEVEL L09

RCR-BVN-ARC-50-DRW-11B- 0900001

ISSUE K

STAGE 1

LV 09 RL 95.200 m

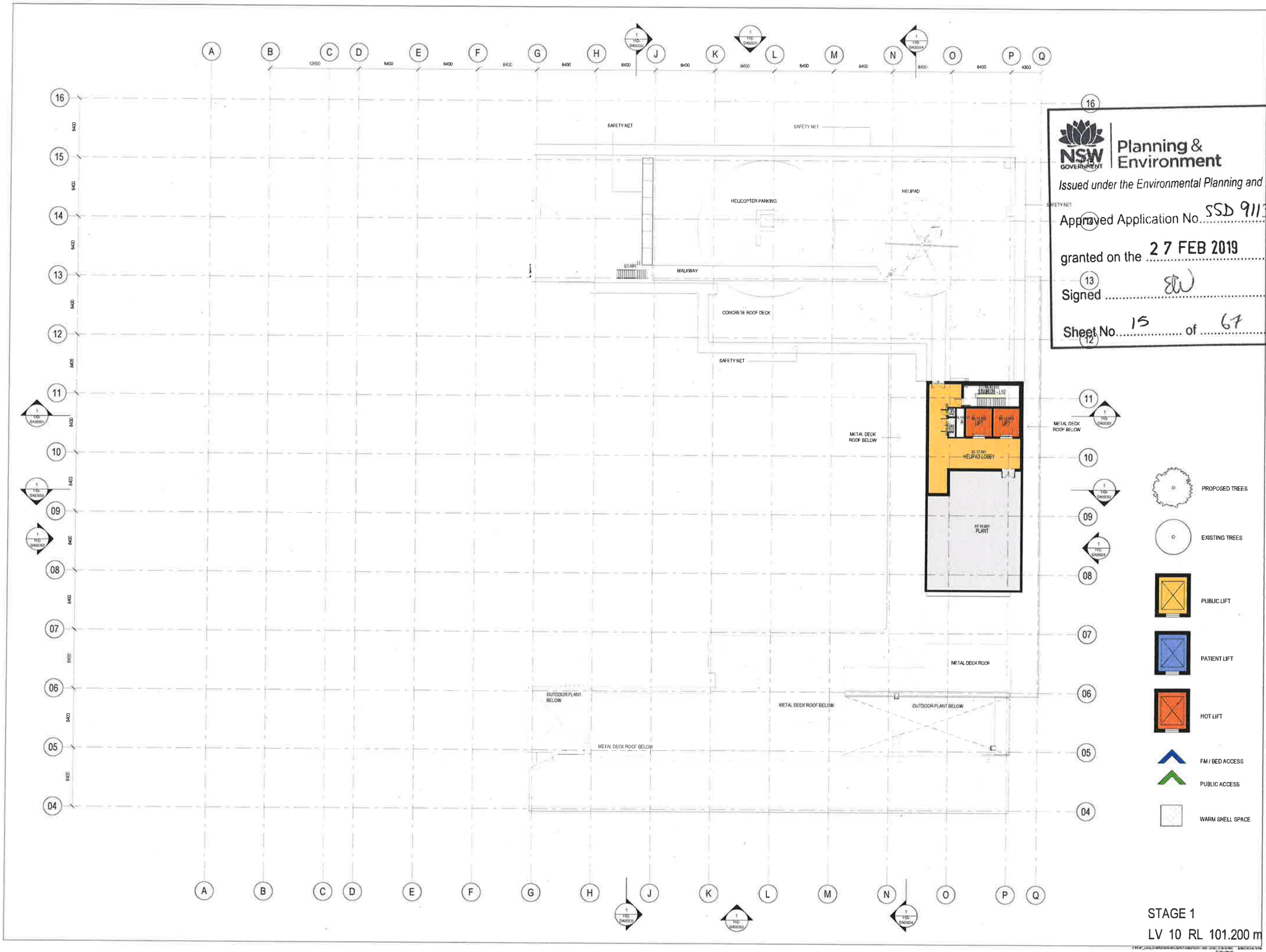

STAGE 1

LV 10 RL 101.200 m

BVN TERROIR

Telephone +61 2 8297 7200
Facsimile +61 2 8297 7299
www.bvn.com.au

INTELLECTUAL PROPERTY

NOTE

A	17/04/18	FOR INFORMATION
B	30/04/18	FOR INFORMATION
C	07/05/18	FOR INFORMATION
D	11/05/18	FOR INFORMATION
E	01/06/18	FOR INFORMATION
F	13/06/18	FOR INFORMATION
G	15/06/18	FOR INFORMATION
H	25/06/18	FOR INFORMATION
I	23/07/18	FOR INFORMATION
J	30/07/18	FOR INFORMATION
K	03/08/18	FOR INFORMATION
L	20/10/18	FOR INFORMATION

NSW GOVERNMENT Planning & Environment

Issued under the Environmental Planning and Assessment Act 1979

Approved Application No. SSD 9113

granted on the 27 FEB 2019

Signed EW

Sheet No. 15 of 67

PROJECT MANAGEMENT
PWC

CIVIL AND STRUCTURAL ENGINEERING
ENSTRUCT GROUP

MECHANICAL ENGINEERING
LEHR CONSULTANTS INTERNATIONAL

ELECTRICAL ENGINEERING
WOOD & GREVE ENGINEERS

HYDRAULIC ENGINEERING
ACOR CONSULTANTS

CONSTRUCTION MANAGER

CLIENT

NSW GOVERNMENT Health Infrastructure

HEALTH INFRASTRUCTURE
CLIENT NUMBER

130487
PROJECT

RANDWICK CAMPUS REDEVELOPMENT

BARKER ST
RANDWICK NSW 2031
AUSTRALIA

BVN PROJECT NUMBER

81605008
DRAWING KEY

TRUE NORTH PROJECT NORTH

GRAPHIC SCALE

SCALE

1 : 200@A1 DO NOT SCALE

STATUS

DEVELOPMENT APPLICATION

DRAWING

HOSPITAL - GENERAL ARRANGEMENT PLAN - LEVEL L10

RCR-BVN-ARC-50-DRW-11B- 1000001

ISSUE K



NSW GOVERNMENT Planning & Environment

Issued under the Environmental Planning and Assessment Act 1979

Approved Application No. SSD 9113

granted on the 27 FEB 2019

Signed

Sheet No. 16 of 67

PROPOSED TREES

EXISTING TREES

PUBLIC LIFT

PATIENT LIFT

HOT LIFT

FM / BED ACCESS

PUBLIC ACCESS

WARM SHELL SPACE

STAGE 1

LV 11 RL 107.400 m

BVN TERROIR

Telephone +61 2 8297 7200
Facsimile +61 2 8297 7299
www.bvn.com.au

INTELLECTUAL PROPERTY

NOTE

ISSUE	DATE	FOR
A	30/04/18	FOR INFORMATION
B	27/04/18	FOR INFORMATION
C	16/05/18	FOR INFORMATION
D	12/06/18	FOR INFORMATION
E	15/06/18	FOR INFORMATION
F	25/06/18	FOR INFORMATION
G	23/07/18	FOR INFORMATION
H	30/07/18	FOR INFORMATION
I	03/08/18	FOR INFORMATION
J	20/10/18	FOR INFORMATION

PROJECT MANAGEMENT
PWC

CIVIL AND STRUCTURAL ENGINEERING
ENSTRUCT GROUP

MECHANICAL ENGINEERING
LEHR CONSULTANTS INTERNATIONAL

ELECTRICAL ENGINEERING
WOOD & GREVE ENGINEERS

HYDRAULIC ENGINEERING
ACOR CONSULTANTS

CONSTRUCTION MANAGER

CLIENT

NSW GOVERNMENT Health Infrastructure

HEALTH INFRASTRUCTURE
CLIENT NUMBER

130487
PROJECT

RANDWICK CAMPUS REDEVELOPMENT

BARKER ST
RANDWICK NSW 2031
AUSTRALIA
BVN PROJECT NUMBER

s1606008
DRAWING KEY

TRUE NORTH PROJECT NORTH

GRAPHIC SCALE
0 2000 5000

SCALE
1 200@B1 DO NOT SCALE

STATUS
DEVELOPMENT APPLICATION

DRAWING
HOSPITAL - GENERAL ARRANGEMENT PLAN - LEVEL L11

RCR-BVN-ARC-50-DRW-11B-1100001 ISSUE I

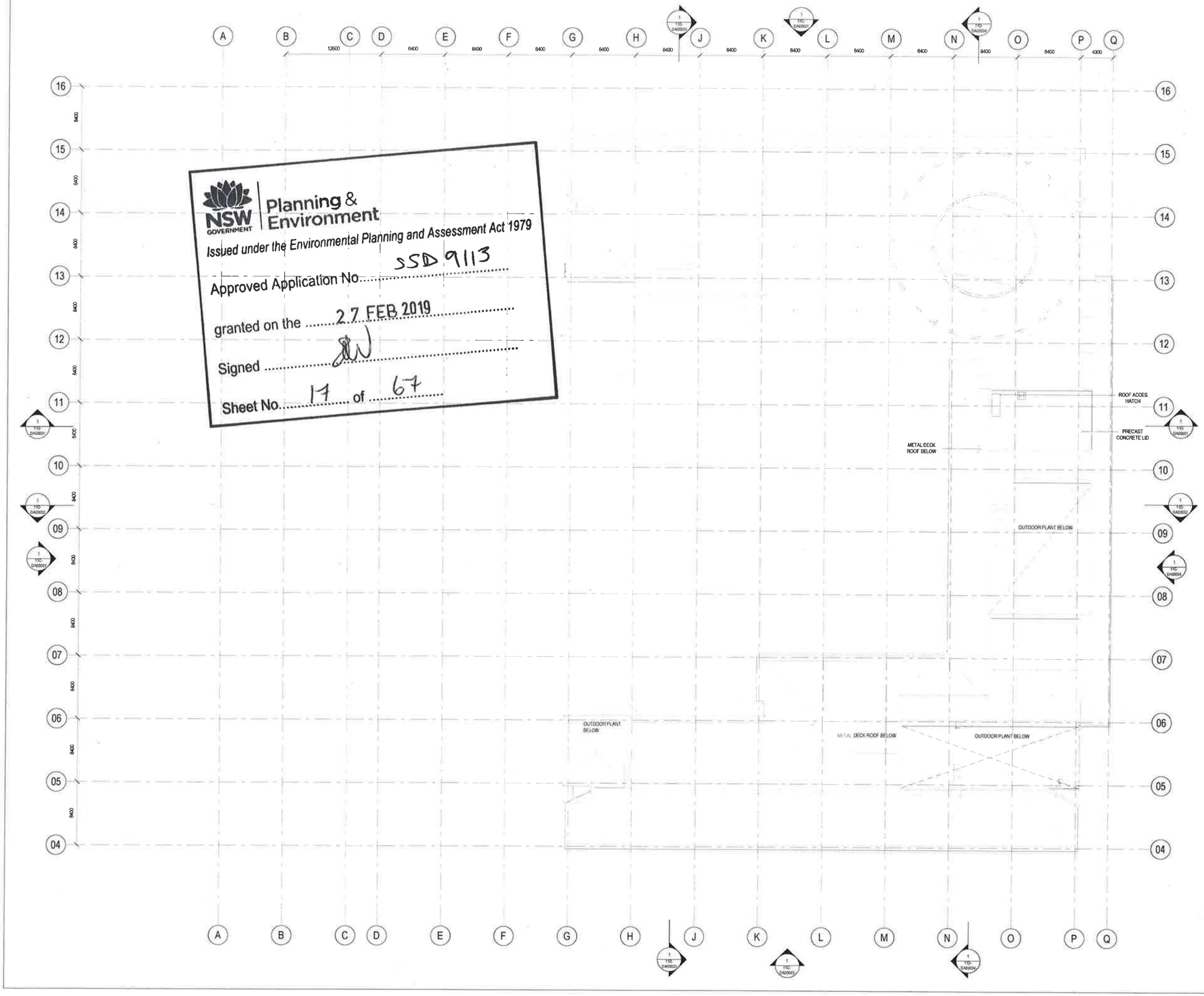

Planning & Environment
NSW GOVERNMENT
Issued under the Environmental Planning and Assessment Act 1979
Approved Application No. SSD 9113
granted on the 27 FEB 2019
Signed
Sheet No. 17 of 67

PROPOSED TREES
EXISTING TREES
PUBLIC LIFT
PATIENT LIFT
HOT LIFT
FM / BED ACCESS
PUBLIC ACCESS
WARM SHELL SPACE

STAGE 1
LV 12 RL 111.000 m

BVN TERROIR

Telephone +61 2 8297 7200
Facsimile +61 2 8297 7299
www.bvn.com.au

INTELLECTUAL PROPERTY
COPYRIGHT IN THIS DOCUMENT IS VESTED IN BVN ARCHITECTS PTY LIMITED. USE OF THIS DOCUMENT IS SUBJECT TO AN INDEMNITY IN FAVOUR OF BVN ARCHITECTS PTY LIMITED. THIS DOCUMENT MAY NOT BE RELIED FOR THE PURPOSES OF CONSTRUCTION UNLESS THE ISSUE HAS BEEN CERTIFIED TO BE FIT FOR CONSTRUCTION BY BVN ARCHITECTS. ALL DIMENSIONS MUST BE CHECKED ON SITE BEFORE COMMENCEMENT OF ANY WORK OR SHOP DRAWING. ANY DISCREPANCIES MUST BE REPORTED TO BVN ARCHITECTS BEFORE PROCEEDING WITH THE WORK IN QUESTION.

NOTE
DO NOT SCALE THIS DRAWING

ISSUE	DATE	FOR
A	20/04/18	FOR INFORMATION
B	27/04/18	FOR INFORMATION
C	16/05/18	FOR INFORMATION
D	12/06/18	FOR INFORMATION
E	15/06/18	FOR INFORMATION
F	25/06/18	FOR INFORMATION
G	23/07/18	FOR INFORMATION
H	30/07/18	FOR INFORMATION
I	03/08/18	FOR INFORMATION
J	29/10/18	FOR INFORMATION

PROJECT MANAGEMENT
PMC

CIVIL AND STRUCTURAL ENGINEERING
ENSTRUCT GROUP

MECHANICAL ENGINEERING
LEHR CONSULTANTS INTERNATIONAL

ELECTRICAL ENGINEERING
WOOD & GREVE ENGINEERS

HYDRAULIC ENGINEERING
ADDE CONSULTANTS

CONSTRUCTION MANAGER

CLIENT
NSW GOVERNMENT Health Infrastructure

HEALTH INFRASTRUCTURE
CLIENT NUMBER
130487
PROJECT
RANDWICK CAMPUS REDEVELOPMENT
BARKER ST
RANDWICK NSW 2031
AUSTRALIA
BVN PROJECT NUMBER
a1606008
DRAWING KEY

TRUE NORTH PROJECT NORTH
GRAPHIC SCALE 0 2000 5000
SCALE
1 : 200@A1 DO NOT SCALE
STATUS
DEVELOPMENT APPLICATION
DRAWING
HOSPITAL - GENERAL ARRANGEMENT PLAN - LEVEL 12
RCR-BVN-ARC-50-DRW-11B-1200001
ISSUE I

NSW GOVERNMENT Planning & Environment

Issued under the Environmental Planning and Assessment Act 1979

Approved Application No. SSD 9113

granted on the 27 FEB 2018

Signed

Sheet No. 18 of 67

BVN TERROIR

Telephone +61 2 8297 7200
Facsimile +61 2 8297 7299
www.bvn.com.au

INTELLECTUAL PROPERTY

NOTE

ISSUE	DATE	FOR
A	02.06.2016	FOR INFORMATION
B	15.01.2018	FOR INFORMATION

FACADE MATERIALS LEGEND

DESCRIPTION
THROUGH-COLOURED SOLID FIBRE CEMENT PANEL - COLOUR 1

PRODUCT
EQUITONE N154

LOCATION
CURTAIN WALLS

DESCRIPTION
THROUGH-COLOURED SOLID FIBRE CEMENT PANEL SANDED SURFACE - COLOUR 3

PRODUCT
EQUITONE TE40

LOCATION
CURTAIN WALLS (COURTYARD PODIUM FACADE)

DESCRIPTION
CLEAR VISION GLASS

LOCATION
LEVEL -01, LEVEL 00, PUBLIC LINK BRIDGE

DESCRIPTION
LOUVRED FACADE

PRODUCT
WEATHER-PROOF ALUMINIUM LOUVRE, POWDER COAT FINISH

LOCATION
PLANT AREAS

DESCRIPTION
METAL SHEET CLADDING WITH RIBBED PROFILE

PRODUCT
LYSAGHT METAL SHEET CLADDING OR EQUAL APPROVED
COLORBOND MATT FINISH IN MONUMENT

LOCATION
ROOFTOP PLANT AREAS, EAST FACADE, LINK BRIDGES

DESCRIPTION
PRECAST CONCRETE - COLOUR 2

PRODUCT
FORMWORK: CLASS 2 COLOUR: BRIGHTON WHITE CEMENT

LOCATION
LEVEL -02

DESCRIPTION
BRICKWORK

PRODUCT
AUSTRAL BRICK SAN SELMO SMOKED

LOCATION
LEVEL -02

DESCRIPTION
THROUGH-COLOURED SOLID FIBRE CEMENT PANEL - COLOUR 2

PRODUCT
EQUITONE N251

LOCATION
CURTAIN WALLS, LEVEL -02

DESCRIPTION
ALUMINIUM SPANDREL PANEL

PRODUCT
DULUX DURATEC ZEUS POWDER COAT FINISH IN MONUMENT OR EQUAL APPROVED

LOCATION
CURTAIN WALL SPANDREL PANELS

DESCRIPTION
VISION GLASS PANEL

PRODUCT
ASG NEUTRAL GREY

LOCATION
CURTAIN WALLS, PATIENT BRIDGE

DESCRIPTION
LOUVRED FACADE

PRODUCT
WEATHER-PROOF ALUMINIUM LOUVRE WITH VERTICAL BOX SECTION FINS TO OUTSIDE. POWDER COAT FINISH

LOCATION
PLANT AREAS

DESCRIPTION
PRECAST CONCRETE - COLOUR 1

PRODUCT
FORMWORK: CLASS 2 AGGREGATE: BLACK IMPERIAL GRANITE MAXIMUM 12.5mm FINISH: ACID ETCHED

LOCATION
LEVEL -01, LEVEL 00

DESCRIPTION
OFF-FORM CONCRETE WITH STAIN FINISH AND EXPRESSED VERTICAL JOINTS

PRODUCT
MINIMUM CLASS 2 OFF-FORM CONCRETE WITH NAWKAW STAINED FINISH TO MATCH PRECAST COLOUR 1

LOCATION
STAIR WALLS, EAST FACADE

DESCRIPTION
BLOCKWORK

PRODUCT
AUSTRAL GB SMOOTH COLOUR: PEWTER

LOCATION
LEVEL -02

CLIENT
NSW Health Infrastructure

CONSTRUCTION MANAGER
lendlease

PROJECT
RANDWICK CAMPUS
REDEVELOPMENT
BARKER ST
RANDWICK NSW 2031
AUSTRALIA

BVN PROJECT NUMBER
s1606006

KEYPLAN

TRUE NORTH PROJECT NORTH

GRAPHIC SCALE
0 4000 10000

SCALE
1 : 200@B1 DO NOT SCALE

STATUS
CONTRACT DOCUMENTATION

DRAWING
NORTH ELEVATION

RCR-BVN-ARC-50-DRW-11C-DA00001 ISSUE B



NSW GOVERNMENT | Planning & Environment

Issued under the Environmental Planning and Assessment Act 1979

Approved Application No. SSD 9113

granted on the 27 FEB 2019

Signed .....

Sheet No. 19 of 67

FACADE MATERIALS LEGEND

DESCRIPTION
THROUGH-COLOURED SOLID FIBRE CEMENT PANEL - COLOUR 1

PRODUCT
EQUITONE N154

LOCATION
CURTAIN WALLS

DESCRIPTION
THROUGH-COLOURED SOLID FIBRE CEMENT PANEL SANDED SURFACE - COLOUR 3

PRODUCT
EQUITONE TE40

LOCATION
CURTAIN WALLS (COURTYARD PODIUM FACADE)

DESCRIPTION
CLEAR VISION GLASS

LOCATION
LEVEL -01, LEVEL 00, PUBLIC LINK BRIDGE

DESCRIPTION
LOUVRED FACADE

PRODUCT
WEATHER-PROOF ALUMINIUM LOUVRE, POWDER COAT FINISH

LOCATION
PLANT AREAS

DESCRIPTION
METAL SHEET CLADDING WITH RIBBED PROFILE

PRODUCT
LYSAGHT LONGLINE 305 OR EQUAL APPROVED COLORBOND MATT FINISH IN MONUMENT

LOCATION
ROOFTOP PLANT AREAS, EAST FACADE, LINK BRIDGES

DESCRIPTION
PRECAST CONCRETE - COLOUR 2

PRODUCT
FORMWORK: CLASS 2, COLOUR: BRIGHTON WHITE CEMENT

LOCATION
LEVEL -02

DESCRIPTION
BRICKWORK

PRODUCT
AUSTRAL BRICK SAN SELMO SMOKED

LOCATION
LEVEL -02

DESCRIPTION
THROUGH-COLOURED SOLID FIBRE CEMENT PANEL - COLOUR 2

PRODUCT
EQUITONE N251

LOCATION
CURTAIN WALLS, LEVEL -02

DESCRIPTION
ALUMINIUM SPANDREL PANEL

PRODUCT
DULUX DURATEC ZEUS POWDER COAT FINISH IN MONUMENT OR EQUAL APPROVED

LOCATION
CURTAIN WALL SPANDREL PANELS

DESCRIPTION
VISION GLASS PANEL

PRODUCT
ASG NEUTRAL GREY

LOCATION
CURTAIN WALLS, PATIENT BRIDGE

DESCRIPTION
LOUVRED FACADE

PRODUCT
WEATHER-PROOF ALUMINIUM LOUVRE WITH VERTICAL BOX SECTION FINS TO OUTSIDE POWDER COAT FINISH

LOCATION
PLANT AREAS

DESCRIPTION
PRECAST CONCRETE - COLOUR 1

PRODUCT
FORMWORK: CLASS 2, AGGREGATE: BLACK IMPERIAL GRANITE MAXIMUM 12.5mm, FINISH: ACID ETCHED

LOCATION
LEVEL -01, LEVEL 00

DESCRIPTION
OFF-FORM CONCRETE WITH STAIN FINISH AND EXPRESSED VERTICAL JOINTS

PRODUCT
MINIMUM CLASS 2 OFF-FORM CONCRETE WITH NAWKAW STAINED FINISH TO MATCH PRECAST COLOUR 1

LOCATION
STAIR WALLS, EAST FACADE

DESCRIPTION
BLOCKWORK

PRODUCT
AUSTRAL GB SMOOTH, COLOUR: PEWTER

LOCATION
LEVEL -02

BVN TERROIR

Telephone +61 2 8257 7200
Facsimile +61 2 8257 7299
www.bvn.com.au

INTELLECTUAL PROPERTY

NOTE

ISSUE	DATE	FOR
A	03.04.2018	FOR INFORMATION
B	29.10.2018	FOR INFORMATION

PROJECT MANAGEMENT
PMC

CIVIL AND STRUCTURAL ENGINEERING
ENSTRUCT GROUP

MECHANICAL ENGINEERING
LEHR CONSULTANTS INTERNATIONAL

ELECTRICAL ENGINEERING
WOOD & GRIEVE ENGINEERS

HYDRAULIC ENGINEERING
ADCO CONSULTANTS

CONSTRUCTION MANAGER

CLIENT

NSW GOVERNMENT | Health Infrastructure

HEALTH INFRASTRUCTURE
CLIENT NUMBER

130487
PROJECT

RANDWICK CAMPUS REDEVELOPMENT

BARKER ST
RANDWICK NSW 2031
AUSTRALIA

BVN PROJECT NUMBER

s1606008
DRAWING KEY

TRUE NORTH | PROJECT NORTH

GRAPHIC SCALE
0 2000 5000

SCALE
1 : 200@B1 DO NOT SCALE

STATUS
DEVELOPMENT APPLICATION

DRAWING
WEST ELEVATION

RCR-BVN-ARC-50-DRW-11C- DA00002 ISSUE B

NSW GOVERNMENT | Planning & Environment

Issued under the Environmental Planning and Assessment Act 1979

Approved Application No. SSD 9113

granted on the 27 FEB 2019

Signed SW

Sheet No. 20 of 67



FACADE MATERIALS LEGEND

DESCRIPTION
THROUGH-COLOURED SOLID FIBRE CEMENT PANEL - COLOUR 1

PRODUCT
EQUITONE N154

LOCATION
CURTAIN WALLS

DESCRIPTION
THROUGH-COLOURED SOLID FIBRE CEMENT PANEL SANDED SURFACE - COLOUR 3

PRODUCT
EQUITONE TE40

LOCATION
CURTAIN WALLS (COURTYARD PODIUM FACADE)

DESCRIPTION
CLEAR VISION GLASS

LOCATION
LEVEL -01, LEVEL 00, PUBLIC LINK BRIDGE

DESCRIPTION
LOUVRED FACADE

PRODUCT
WEATHER-PROOF ALUMINIUM LOUVRE, POWDER COAT FINISH

LOCATION
PLANT AREAS

DESCRIPTION
METAL SHEET CLADDING WITH RIBBED PROFILE

PRODUCT
LYSAGHT METAL SHEET CLADDING OR EQUAL APPROVED
COLORBOND MATT FINISH IN MONUMENT

LOCATION
ROOFTOP PLANT AREAS, EAST FACADE, LINK BRIDGES

DESCRIPTION
PRECAST CONCRETE - COLOUR 2

PRODUCT
FORMWORK: CLASS 2. COLOUR. BRIGHTON WHITE CEMENT

LOCATION
LEVEL -02

DESCRIPTION
BRICKWORK

PRODUCT
AUSTRAL BRICK SAN SELMO SMOKED

LOCATION
LEVEL -02

DESCRIPTION
THROUGH-COLOURED SOLID FIBRE CEMENT PANEL - COLOUR 2

PRODUCT
EQUITONE N251

LOCATION
CURTAIN WALLS, LEVEL -02

DESCRIPTION
ALUMINIUM SPANDREL PANEL

PRODUCT
DULUX DURATEC ZEUS POWDER COAT FINISH IN MONUMENT OR EQUAL APPROVED

LOCATION
CURTAIN WALL SPANDREL PANELS

DESCRIPTION
VISION GLASS PANEL

PRODUCT
ASG NEUTRAL GREY

LOCATION
CURTAIN WALLS, PATIENT BRIDGE

DESCRIPTION
LOUVRED FACADE

PRODUCT
WEATHER-PROOF ALUMINIUM LOUVRE WITH VERTICAL BOX SECTION FINS TO OUTSIDE. POWDER COAT FINISH

LOCATION
PLANT AREAS

DESCRIPTION
PRECAST CONCRETE - COLOUR 1

PRODUCT
FORMWORK: CLASS 2. AGGREGATE: BLACK IMPERIAL GRANITE MAXIMUM 12.5mm. FINISH: ACID ETCHED

LOCATION
LEVEL -01, LEVEL 00

DESCRIPTION
OFF-FORM CONCRETE WITH STAIN FINISH AND EXPRESSED VERTICAL JOINTS

PRODUCT
MINIMUM CLASS 2 OFF-FORM CONCRETE WITH NAWKAW STAINED FINISH TO MATCH PRECAST COLOUR 1

LOCATION
STAIR WALLS, EAST FACADE

DESCRIPTION
BLOCKWORK

PRODUCT
AUSTRAL GB SMOOTH. COLOUR. PEWTER

LOCATION
LEVEL -02

BVN TERROIR

Telephone +61 2 8297 7200
Facsimile +61 2 8297 7299
www.bvn.com.au

INTELLECTUAL PROPERTY

NOTE

ISSUE	DATE	FOR
A	03.08.2018	FOR INFORMATION
B	15.01.2019	FOR INFORMATION

CLIENT
NSW GOVERNMENT | Health Infrastructure

CONSTRUCTION MANAGER
lendlease

PROJECT
RANDWICK CAMPUS
REDEVELOPMENT
BARKER ST
RANDWICK NSW 2031
AUSTRALIA

BVN PROJECT NUMBER
a1605008

KEYPLAN

TRUE NORTH | PROJECT NORTH

GRAPHIC SCALE
0 4000 10000

SCALE
1 200@B1 DO NOT SCALE

STATUS
CONTRACT DOCUMENTATION

DRAWING
SOUTH ELEVATION

RCR-BVN-ARC-50-DRW-11C- DA00003

ISSUE B

NSW GOVERNMENT Planning & Environment

Issued under the Environmental Planning and Assessment Act 1979

Approved Application No. SSD 9113

granted on the 27 FEB 2019

Signed .....

Sheet No. 21 of 67



FACADE MATERIALS LEGEND

DESCRIPTION
THROUGH-COLOURED SOLID FIBRE CEMENT PANEL - COLOUR 1

PRODUCT
EQUITONE N154

LOCATION
CURTAIN WALLS

DESCRIPTION
THROUGH-COLOURED SOLID FIBRE CEMENT PANEL SANDED SURFACE - COLOUR 3

PRODUCT
EQUITONE TE40

LOCATION
CURTAIN WALLS (COURTYARD PODIUM FACADE)

DESCRIPTION
CLEAR VISION GLASS

LOCATION
LEVEL -01, LEVEL 00, PUBLIC LINK BRIDGE

DESCRIPTION
LOUVRED FACADE

PRODUCT
WEATHER-PROOF ALUMINIUM LOUVRE, POWDER COAT FINISH

LOCATION
PLANT AREAS

DESCRIPTION
METAL SHEET CLADDING WITH RIBBED PROFILE

PRODUCT
LYSAGHT LONGLINE 305 OR EQUAL APPROVED COLORBOND MATT FINISH IN MONUMENT

LOCATION
ROOFTOP PLANT AREAS, EAST FACADE, LINK BRIDGES

DESCRIPTION
PRECAST CONCRETE - COLOUR 2

PRODUCT
FORMWORK: CLASS 2 COLOUR: BRIGHTON WHITE CEMENT

LOCATION
LEVEL -02

DESCRIPTION
BRICKWORK

PRODUCT
AUSTRAL BRICK SAN SELMO SMOKED

LOCATION
LEVEL -02

DESCRIPTION
THROUGH-COLOURED SOLID FIBRE CEMENT PANEL - COLOUR 2

PRODUCT
EQUITONE N251

LOCATION
CURTAIN WALLS, LEVEL -02

DESCRIPTION
ALUMINIUM SPANDREL PANEL

PRODUCT
DULUX DURATEC ZEUS POWDER COAT FINISH IN MONUMENT OR EQUAL APPROVED

LOCATION
CURTAIN WALL SPANDREL PANELS

DESCRIPTION
VISION GLASS PANEL

PRODUCT
ASG NEUTRAL GREY

LOCATION
CURTAIN WALLS, PATIENT BRIDGE

DESCRIPTION
LOUVRED FACADE

PRODUCT
WEATHER-PROOF ALUMINIUM LOUVRE WITH VERTICAL BOX SECTION FINS TO OUTSIDE POWDER COAT FINISH

LOCATION
PLANT AREAS

DESCRIPTION
PRECAST CONCRETE - COLOUR 1

PRODUCT
FORMWORK: CLASS 2 AGGREGATE: BLACK IMPERIAL GRANITE MAXIMUM 12.5mm. FINISH: ACID ETCHED

LOCATION
LEVEL -01, LEVEL 00

DESCRIPTION
OFF-FORM CONCRETE WITH STAIN FINISH AND EXPRESSED VERTICAL JOINTS

PRODUCT
MINIMUM CLASS 2 OFF-FORM CONCRETE WITH NAWKAW STAINED FINISH TO MATCH PRECAST COLOUR 1

LOCATION
STAIR WALLS, EAST FACADE

DESCRIPTION
BLOCKWORK

PRODUCT
AUSTRAL GB SMOOTH COLOUR PEWTER

LOCATION
LEVEL -02

BVN TERROIR

Telephone +61 2 9297 7200
Facsimile +61 2 9297 7299
www.bvn.com.au

INTELLECTUAL PROPERTY

NOTE

ISSUE	DATE	FOR
A	03.08.2018	FOR INFORMATION
B	29.10.2018	FOR INFORMATION

PROJECT MANAGEMENT
PWC

CIVIL AND STRUCTURAL ENGINEERING
ENSTRUCT GROUP

MECHANICAL ENGINEERING
LEHR CONSULTANTS INTERNATIONAL

ELECTRICAL ENGINEERING
WOOD & GRIEVE ENGINEERS

HYDRAULIC ENGINEERING
ACOR CONSULTANTS

CONSTRUCTION MANAGER
multiplex

CLIENT
NSW GOVERNMENT Health Infrastructure

HEALTH INFRASTRUCTURE
CLIENT NUMBER

130487
PROJECT

RANDWICK CAMPUS REDEVELOPMENT

BARKER ST
RANDWICK NSW 2031
AUSTRALIA

BVN PROJECT NUMBER

s1606008
DRAWING KEY

TRUE NORTH PROJECT NORTH

GRAPHIC SCALE
0 2000 5000

SCALE
1:200@A1 DO NOT SCALE

STATUS
DEVELOPMENT APPLICATION

DRAWING

EAST ELEVATION

RCR-BVN-ARC-50-DRW-11C- DA00004

ISSUE B

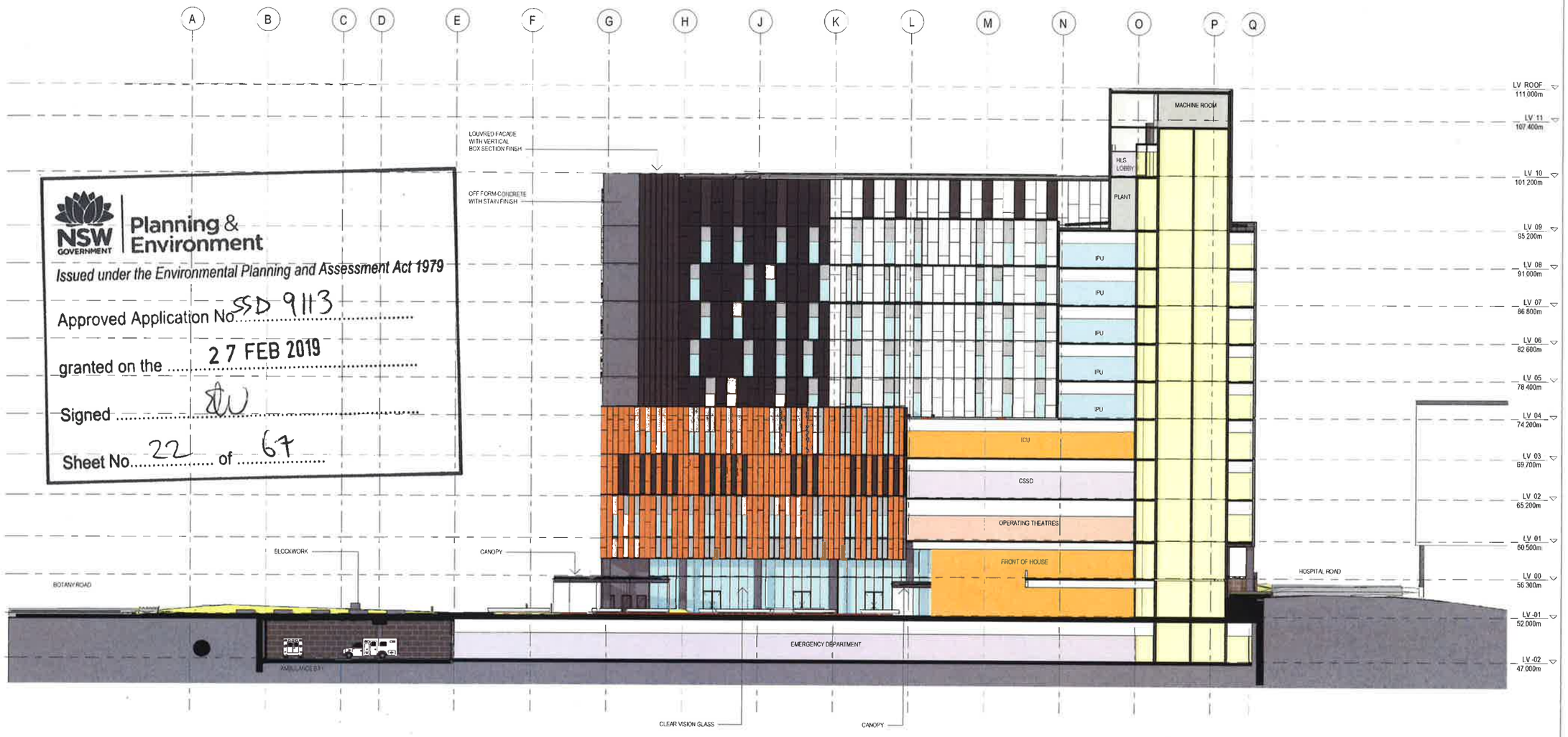

NSW GOVERNMENT | Planning & Environment

Issued under the Environmental Planning and Assessment Act 1979

Approved Application No. SSD 9113

granted on the 27 FEB 2019

Signed

Sheet No. 22 of 67

FACADE MATERIALS LEGEND

DESCRIPTION
THROUGH-COLOURED SOLID FIBRE CEMENT PANEL - COLOUR 1

PRODUCT
EQUITONE N154

LOCATION
CURTAIN WALLS

DESCRIPTION
THROUGH-COLOURED SOLID FIBRE CEMENT PANEL SANDED SURFACE - COLOUR 3

PRODUCT
EQUITONE TE40

LOCATION
CURTAIN WALLS (COURTYARD PODIUM FACADE)

DESCRIPTION
CLEAR VISION GLASS

LOCATION
LEVEL -01, LEVEL 00, PUBLIC LINK BRIDGE

DESCRIPTION
LOUVRED FACADE

PRODUCT
WEATHER-PROOF ALUMINIUM LOUVRE, POWDER COAT FINISH

LOCATION
PLANT AREAS

DESCRIPTION
METAL SHEET CLADDING WITH RIBBED PROFILE

PRODUCT
LYSAGHT LONGLINE 305 OR EQUAL APPROVED COLORBOND MATT FINISH IN MONUMENT

LOCATION
ROOFTOP PLANT AREAS, EAST FACADE, LINK BRIDGES

DESCRIPTION
PRECAST CONCRETE - COLOUR 2

PRODUCT
FORMWORK: CLASS 2, COLOUR: BRIGHTON WHITE CEMENT

LOCATION
LEVEL -02

DESCRIPTION
BRICKWORK

PRODUCT
AUSTRAL BRICK SAN SELMO SMOKED

LOCATION
LEVEL -02

DESCRIPTION
THROUGH-COLOURED SOLID FIBRE CEMENT PANEL - COLOUR 2

PRODUCT
EQUITONE N251

LOCATION
CURTAIN WALLS, LEVEL -02

DESCRIPTION
ALUMINIUM SPANDREL PANEL

PRODUCT
DULUX DURATEC ZEUS POWDER COAT FINISH IN MONUMENT OR EQUAL APPROVED

LOCATION
CURTAIN WALL SPANDREL PANELS

DESCRIPTION
VISION GLASS PANEL

PRODUCT
ASG NEUTRAL GREY

LOCATION
CURTAIN WALLS, PATIENT BRIDGE

DESCRIPTION
LOUVRED FACADE

PRODUCT
WEATHER-PROOF ALUMINIUM LOUVRE WITH VERTICAL BOX SECTION FINS TO OUTSIDE. POWDER COAT FINISH

LOCATION
PLANT AREAS

DESCRIPTION
PRECAST CONCRETE - COLOUR 1

PRODUCT
FORMWORK: CLASS 2. AGGREGATE: BLACK IMPERIAL GRANITE MAXIMUM 12.5mm. FINISH: ACID ETCHED

LOCATION
LEVEL -01, LEVEL 00

DESCRIPTION
OFF-FORM CONCRETE WITH STAIN FINISH AND EXPRESSED VERTICAL JOINTS

PRODUCT
MINIMUM CLASS 2 OFF-FORM CONCRETE WITH NAWKAW STAINED FINISH TO MATCH PRECAST COLOUR 1

LOCATION
STAIR WALLS, EAST FACADE

DESCRIPTION
BLOCKWORK

PRODUCT
AUSTRAL GB SMOOTH COLOUR: PEWTER

LOCATION
LEVEL -02

BVN TERROIR

Telephone +61 2 9297 7200
Facsimile +61 2 9297 7298
www.bvn.com.au

INTELLECTUAL PROPERTY

NOTE

ISSUE	DATE	FOR
A	03/08/18	FOR INFORMATION
B	29/08/18	(FOR INFORMATION)

PROJECT MANAGEMENT
PWC

CIVIL AND STRUCTURAL ENGINEERING
ENSTRUCT GROUP

MECHANICAL ENGINEERING
LERA CONSULTANTS INTERNATIONAL

ELECTRICAL ENGINEERING
WOOD & GRIEVE ENGINEERS

HYDRAULIC ENGINEERING
ADCR CONSULTANTS

CONSTRUCTION MANAGER

CLIENT

NSW GOVERNMENT | Health Infrastructure

HEALTH INFRASTRUCTURE
CLIENT NUMBER

130487
PROJECT

RANDWICK CAMPUS REDEVELOPMENT

BARKER ST
RANDWICK NSW 2031
AUSTRALIA
BVN PROJECT NUMBER

a1606008
DRAWING KEY

TRUE NORTH | PROJECT NORTH

GRAPHIC SCALE
0 2000 5000
SCALE

1 : 200@A1 DO NOT SCALE
STATUS

DEVELOPMENT APPLICATION
DRAWING

EAST WEST SECTION 1

RCR-BVN-ARC-56-DRW-11D- DA00001 | ISSUE B

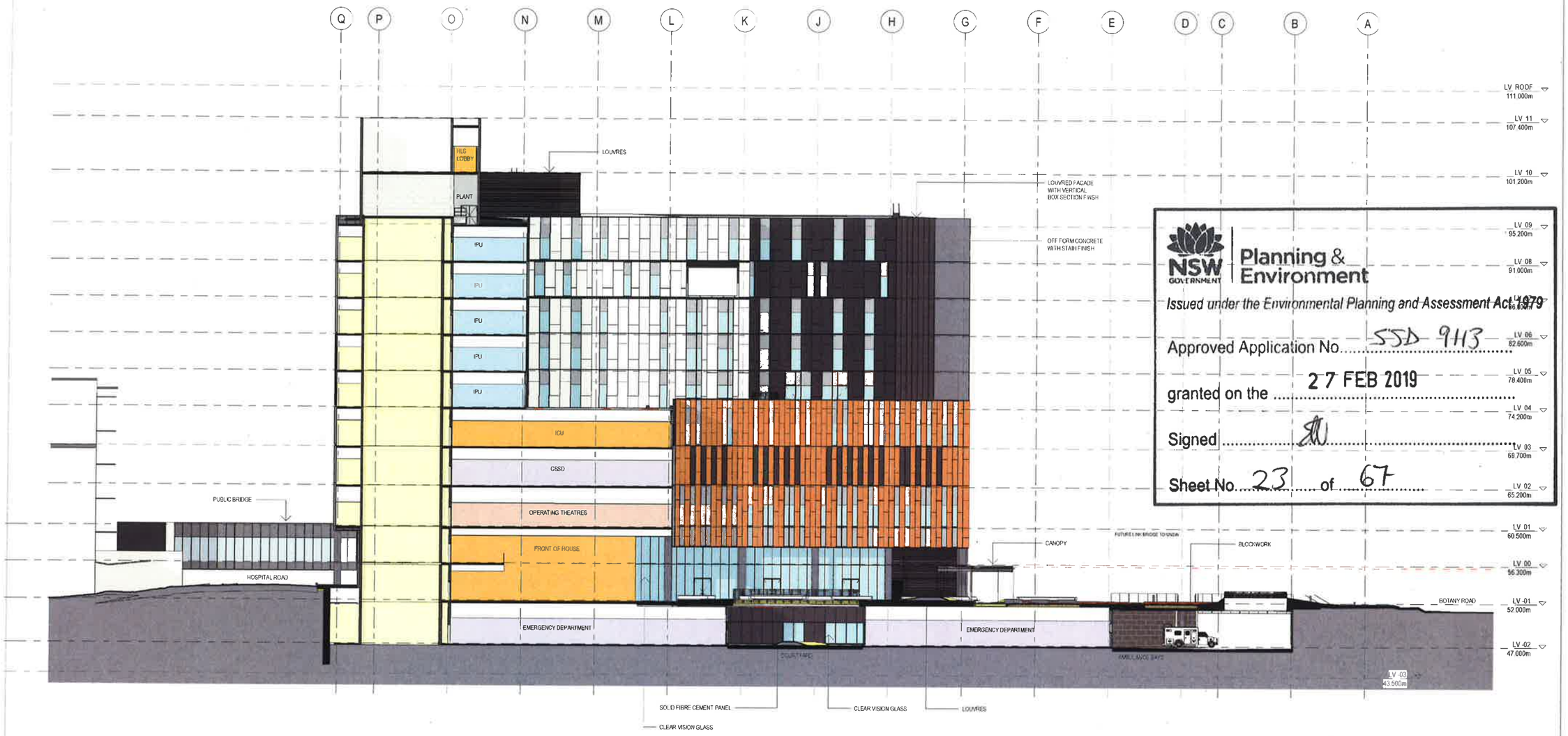

NSW GOVERNMENT Planning & Environment

Issued under the Environmental Planning and Assessment Act 1979

Approved Application No. SSD 9113

granted on the 27 FEB 2019

Signed .....

Sheet No. 23 of 67

FACADE MATERIALS LEGEND

DESCRIPTION
THROUGH-COLOURED SOLID FIBRE CEMENT PANEL - COLOUR 1

PRODUCT
EQUITONE N154

LOCATION
CURTAIN WALLS

DESCRIPTION
THROUGH-COLOURED SOLID FIBRE CEMENT PANEL SANDED SURFACE - COLOUR 3

PRODUCT
EQUITONE TE40

LOCATION
CURTAIN WALLS (COURTYARD PODIUM FACADE)

DESCRIPTION
CLEAR VISION GLASS

LOCATION
LEVEL -01, LEVEL 00, PUBLIC LINK BRIDGE

DESCRIPTION
LOUVRED FACADE

PRODUCT
WEATHER-PROOF ALUMINIUM LOUVRE, POWDER COAT FINISH

LOCATION
PLANT AREAS

DESCRIPTION
METAL SHEET CLADDING WITH RIBBED PROFILE

PRODUCT
LYSAGHT LONGLINE 305 OR EQUAL APPROVED COLORBOND MATT FINISH IN MONUMENT

LOCATION
ROOFTOP PLANT AREAS, EAST FACADE, LINK BRIDGES

DESCRIPTION
PRECAST CONCRETE - COLOUR 2

PRODUCT
FORMWORK: CLASS 2, COLOUR: BRIGHTON WHITE CEMENT

LOCATION
LEVEL -02

DESCRIPTION
BRICKWORK

PRODUCT
AUSTRAL BRICK SAN SELMO SMOKED

LOCATION
LEVEL -02

DESCRIPTION
THROUGH-COLOURED SOLID FIBRE CEMENT PANEL - COLOUR 2

PRODUCT
EQUITONE N251

LOCATION
CURTAIN WALLS, LEVEL -02

DESCRIPTION
ALUMINIUM SPANDREL PANEL

PRODUCT
DULUX DURATEC ZEUS POWDER COAT FINISH IN MONUMENT OR EQUAL APPROVED

LOCATION
CURTAIN WALL SPANDREL PANELS

DESCRIPTION
VISION GLASS PANEL

PRODUCT
ASG NEUTRAL GREY

LOCATION
CURTAIN WALLS, PATIENT BRIDGE

DESCRIPTION
LOUVRED FACADE

PRODUCT
WEATHER-PROOF ALUMINIUM LOUVRE WITH VERTICAL BOX SECTION FINS TO OUTSIDE POWDER COAT FINISH

LOCATION
PLANT AREAS

DESCRIPTION
PRECAST CONCRETE - COLOUR 1

PRODUCT
FORMWORK: CLASS 2, AGGREGATE: BLACK IMPERIAL GRANITE MAXIMUM 12.5mm, FINISH: ACID ETCHED

LOCATION
LEVEL -01, LEVEL 00

DESCRIPTION
OFF-FORM CONCRETE WITH STAIN FINISH AND EXPRESSED VERTICAL JOINTS

PRODUCT
MINIMUM CLASS 2 OFF-FORM CONCRETE WITH NAWKAW STAINED FINISH TO MATCH PRECAST COLOUR 1

LOCATION
STAIR WALLS, EAST FACADE

DESCRIPTION
BLOCKWORK

PRODUCT
AUSTRAL GB SMOOTH, COLOUR: PEWTER

LOCATION
LEVEL -02

REFER TO 40C SERIES DRAWINGS FOR FACADE TYPES AND DESCRIPTION

BVN TERROIR

Telephone +61 2 8297 7200
Facsimile +61 2 8297 7299
www.bvn.com.au

INTELLECTUAL PROPERTY

NOTE

ISSUE	DATE	FOR
A	03/08/18	FOR INFORMATION
B	25/10/18	FOR INFORMATION

PROJECT MANAGEMENT
PMC

CIVIL AND STRUCTURAL ENGINEERING
ENSTRUCT GROUP

MECHANICAL ENGINEERING
LEHR CONSULTANTS INTERNATIONAL

ELECTRICAL ENGINEERING
WOOD & GRIEVE ENGINEERS

HYDRAULIC ENGINEERING
AGOR CONSULTANTS

CONSTRUCTION MANAGER

CLIENT

NSW GOVERNMENT Health Infrastructure

HEALTH INFRASTRUCTURE
CLIENT NUMBER

130487
PROJECT

RANDWICK CAMPUS REDEVELOPMENT

BARKER ST
RANDWICK NSW 2031
AUSTRALIA

BVN PROJECT NUMBER

s1606008
DRAWING KEY

TRUE NORTH PROJECT NORTH

GRAPHIC SCALE
0 2000 5000

SCALE
1:200@A1 DO NOT SCALE

STATUS
DEVELOPMENT APPLICATION

DRAWING

EAST WEST SECTION 2

RCR-BVN-ARC-50-DRW-11D-DA00002 ISSUE B

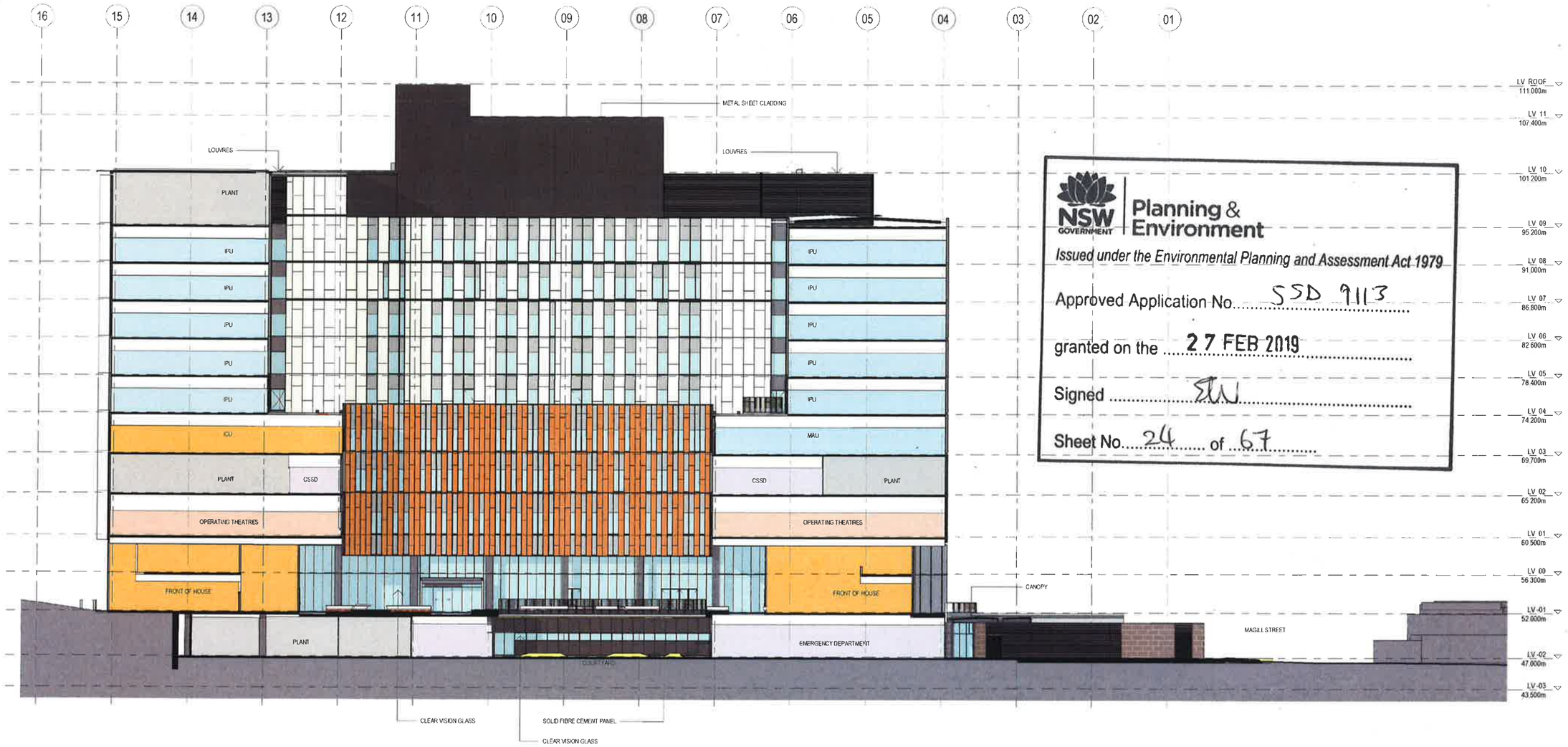

NSW GOVERNMENT Planning & Environment

Issued under the Environmental Planning and Assessment Act 1979

Approved Application No. SSD 9113

granted on the 27 FEB 2019

Signed .....

Sheet No. 24 of 67

FACADE MATERIALS LEGEND

DESCRIPTION
THROUGH-COLOURED SOLID FIBRE CEMENT PANEL - COLOUR 1

PRODUCT
EQUITONE N154

LOCATION
CURTAIN WALLS

DESCRIPTION
THROUGH-COLOURED SOLID FIBRE CEMENT PANEL SANDED SURFACE - COLOUR 3

PRODUCT
EQUITONE TE40

LOCATION
CURTAIN WALLS (COURTYARD PODIUM FACADE)

DESCRIPTION
CLEAR VISION GLASS

LOCATION
LEVEL -01, LEVEL 00, PUBLIC LINK BRIDGE

DESCRIPTION
LOUVRED FACADE

PRODUCT
WEATHER-PROOF ALUMINIUM LOUVRE, POWDER COAT FINISH

LOCATION
PLANT AREAS

DESCRIPTION
METAL SHEET CLADDING WITH RIBBED PROFILE

PRODUCT
LYSAGHT LONGLINE 305 OR EQUAL APPROVED COLORBOND MATT FINISH IN MONUMENT

LOCATION
ROOFTOP PLANT AREAS, EAST FACADE, LINK BRIDGES

DESCRIPTION
PRECAST CONCRETE - COLOUR 2

PRODUCT
FORMWORK: CLASS 2. COLOUR: BRIGHTON WHITE CEMENT

LOCATION
LEVEL -02

DESCRIPTION
BRICKWORK

PRODUCT
AUSTRAL BRICK SAN SELMO SMOKED

LOCATION
LEVEL -02

DESCRIPTION
THROUGH-COLOURED SOLID FIBRE CEMENT PANEL - COLOUR 2

PRODUCT
EQUITONE N251

LOCATION
CURTAIN WALLS, LEVEL -02

DESCRIPTION
ALUMINIUM SPANDREL PANEL

PRODUCT
DULUX DURATEC ZEUS POWDER COAT FINISH IN MONUMENT OR EQUAL APPROVED

LOCATION
CURTAIN WALL SPANDREL PANELS

DESCRIPTION
VISION GLASS PANEL

PRODUCT
ASG NEUTRAL GREY

LOCATION
CURTAIN WALLS, PATIENT BRIDGE

DESCRIPTION
LOUVRED FACADE

PRODUCT
WEATHER-PROOF ALUMINIUM LOUVRE WITH VERTICAL BOX SECTION FINS TO OUTSIDE. POWDER COAT FINISH

LOCATION
PLANT AREAS

DESCRIPTION
PRECAST CONCRETE - COLOUR 1

PRODUCT
FORMWORK: CLASS 2. AGGREGATE: BLACK IMPERIAL GRANITE MAXIMUM 12.5mm. FINISH: ACID ETCHED

LOCATION
LEVEL -01, LEVEL 00

DESCRIPTION
OFF-FORM CONCRETE WITH STAIN FINISH AND EXPRESSED VERTICAL JOINTS

PRODUCT
MINIMUM CLASS 2 OFF-FORM CONCRETE WITH NAWKAW STAINED FINISH TO MATCH PRECAST COLOUR 1

LOCATION
STAIR WALLS, EAST FACADE

DESCRIPTION
BLOCKWORK

PRODUCT
AUSTRAL GB SMOOTH COLOUR: PEWTER

LOCATION
LEVEL -02

REFER TO 40C SERIES DRAWINGS FOR FACADE TYPES AND DESCRIPTION

BVN TERROIR

Telephone +61 2 8297 7200
Facsimile +61 2 8297 7299
www.bvn.com.au

INTELLECTUAL PROPERTY

NOTE

ISSUE	DATE	FOR
A	23/08/18	FOR INFORMATION
B	29/10/18	FOR INFORMATION

PROJECT MANAGEMENT
PMC

CIVIL AND STRUCTURAL ENGINEERING
ENSTRUCT GROUP

MECHANICAL ENGINEERING
LEIGH CONSULTANTS INTERNATIONAL

ELECTRICAL ENGINEERING
WOOD & GRIEVE ENGINEERS

HYDRAULIC ENGINEERING
RCR CONSULTANTS

CONSTRUCTION MANAGER

CLIENT

NSW GOVERNMENT Health Infrastructure

HEALTH INFRASTRUCTURE
CLIENT NUMBER

130487
PROJECT

RANDWICK CAMPUS REDEVELOPMENT

BARKER ST
RANDWICK NSW 2031
AUSTRALIA

BVN PROJECT NUMBER

s1606008
DRAWING KEY

TRUE NORTH PROJECT NORTH

GRAPHIC SCALE
0 2500 5000

SCALE
1 : 200@A1 DO NOT SCALE

STATUS
DEVELOPMENT APPLICATION

DRAWING
NORTH SOUTH SECTION 1

RCR-BVN-ARC-50-DRW-11D- DA00003

ISSUE B

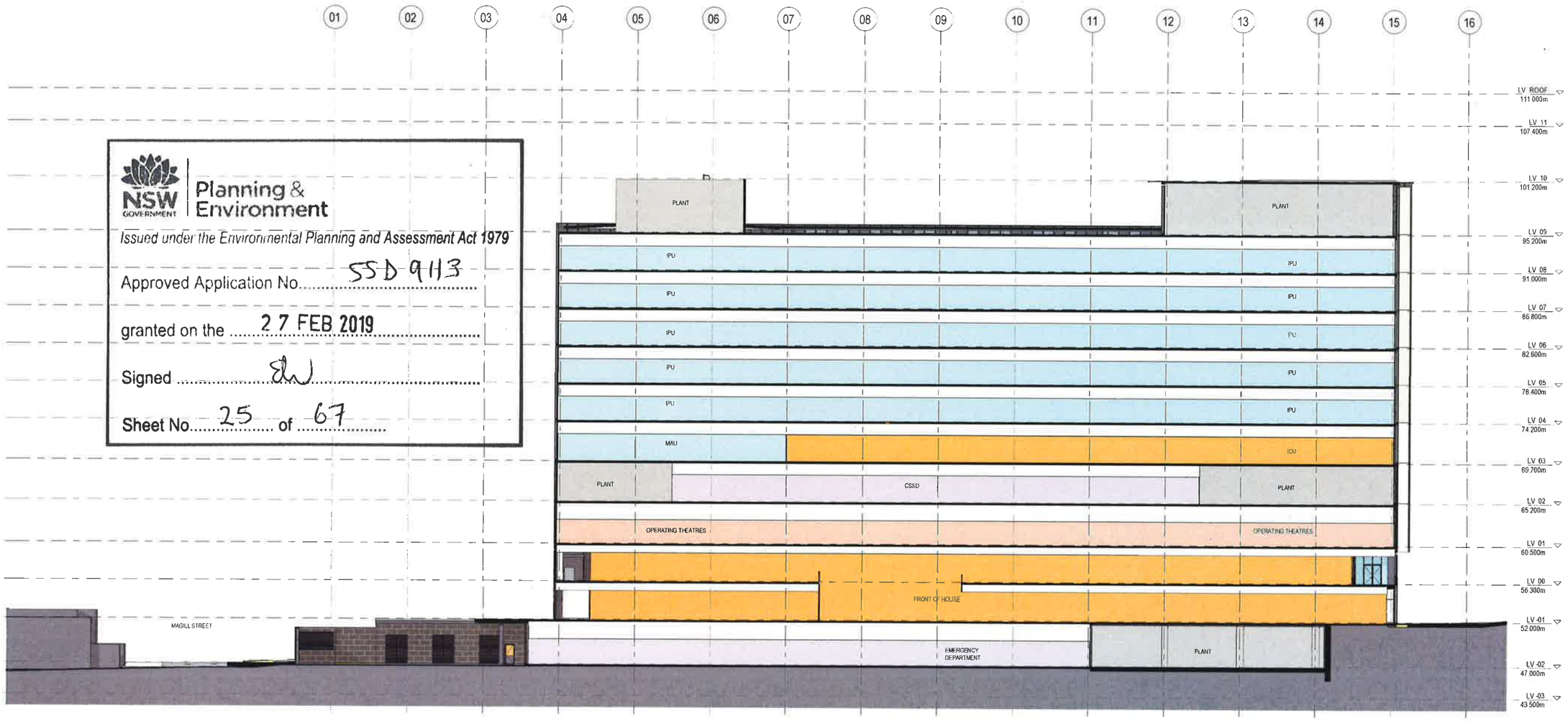

NSW GOVERNMENT Planning & Environment

Issued under the Environmental Planning and Assessment Act 1979

Approved Application No. SSD 9113

granted on the 27 FEB 2019

Signed

Sheet No. 25 of 67

FACADE MATERIALS LEGEND

DESCRIPTION
THROUGH-COLOURED SOLID FIBRE CEMENT PANEL - COLOUR 1

PRODUCT
EQUITONE N154

LOCATION
CURTAIN WALLS

DESCRIPTION
THROUGH-COLOURED SOLID FIBRE CEMENT PANEL SANDED SURFACE - COLOUR 3

PRODUCT
EQUITONE TE40

LOCATION
CURTAIN WALLS (COURTYARD PODIUM FACADE)

DESCRIPTION
CLEAR VISION GLASS

LOCATION
LEVEL -01, LEVEL 00, PUBLIC LINK BRIDGE

DESCRIPTION
LOUVRED FACADE

PRODUCT
WEATHER-PROOF ALUMINIUM LOUVRE, POWDER COAT FINISH

LOCATION
PLANT AREAS

DESCRIPTION
METAL SHEET CLADDING WITH RIBBED PROFILE

PRODUCT
LYSAGHT LONGLINE 305 OR EQUAL APPROVED COLORBOND MATT FINISH IN MONUMENT

LOCATION
ROOFTOP PLANT AREAS, EAST FACADE, LINK BRIDGES

DESCRIPTION
PRECAST CONCRETE - COLOUR 2

PRODUCT
FORMWORK: CLASS 2. COLOUR: BRIGHTON WHITE CEMENT

LOCATION
LEVEL -02

DESCRIPTION
BRICKWORK

PRODUCT
AUSTRAL BRICK SAN SELMO SMOKED

LOCATION
LEVEL -02

DESCRIPTION
THROUGH-COLOURED SOLID FIBRE CEMENT PANEL - COLOUR 2

PRODUCT
EQUITONE N251

LOCATION
CURTAIN WALLS, LEVEL -02

DESCRIPTION
ALUMINIUM SPANDREL PANEL

PRODUCT
DULUX DURATEC ZEUS POWDER COAT FINISH IN MONUMENT OR EQUAL APPROVED

LOCATION
CURTAIN WALL SPANDREL PANELS

DESCRIPTION
VISION GLASS PANEL

PRODUCT
ASG NEUTRAL GREY

LOCATION
CURTAIN WALLS, PATIENT BRIDGE

DESCRIPTION
LOUVRED FACADE

PRODUCT
WEATHER-PROOF ALUMINIUM LOUVRE WITH VERTICAL BOX SECTION FINS TO OUTSIDE. POWDER COAT FINISH

LOCATION
PLANT AREAS

DESCRIPTION
PRECAST CONCRETE - COLOUR 1

PRODUCT
FORMWORK: CLASS 2. AGGREGATE: BLACK IMPERIAL GRANITE MAXIMUM 12.5mm. FINISH ACID ETCHED

LOCATION
LEVEL -01, LEVEL 00

DESCRIPTION
OFF-FORM CONCRETE WITH STAIN FINISH AND EXPRESSED VERTICAL JOINTS

PRODUCT
MINIMUM CLASS 2 OFF-FORM CONCRETE WITH NAWKAW STAINED FINISH TO MATCH PRECAST COLOUR 1

LOCATION
STAIR WALLS, EAST FACADE

DESCRIPTION
BLOCKWORK

PRODUCT
AUSTRAL GB SMOOTH. COLOUR: PEWTER

LOCATION
LEVEL -02

REFER TO 40C SERIES DRAWINGS FOR FACADE TYPES AND DESCRIPTION

BVN TERROIR

Telephone +61 2 8297 7290
Facsimile +61 2 8297 7298
www.bvn.com.au

INTELLECTUAL PROPERTY

NOTE

ISSUE	DATE	FOR
A	05/08/18	FOR INFORMATION
B	29/10/18	FOR INFORMATION

PROJECT MANAGEMENT
PWC

CIVIL AND STRUCTURAL ENGINEERING
ENSTRUCT GROUP

MECHANICAL ENGINEERING
LEHR CONSULTANTS INTERNATIONAL

ELECTRICAL ENGINEERING
WOOD & GRIEVE ENGINEERS

HYDRAULIC ENGINEERING
ADDI CONSULTANTS

CONSTRUCTION MANAGER

CLIENT

NSW GOVERNMENT Health Infrastructure

HEALTH INFRASTRUCTURE
CLIENT NUMBER

130487
PROJECT

RANDWICK CAMPUS REDEVELOPMENT

BARKER ST
RANDWICK NSW 2031
AUSTRALIA

BVN PROJECT NUMBER

s1606008
DRAWING KEY

TRUE NORTH PROJECT NORTH

GRAPHIC SCALE
0 2000 5000

SCALE
1 : 200(@A1) DO NOT SCALE

STATUS
DEVELOPMENT APPLICATION

DRAWING

NORTH SOUTH SECTION 2

RCR-BVN-ARC-50-DRW-11D-DA00004 ISSUE B

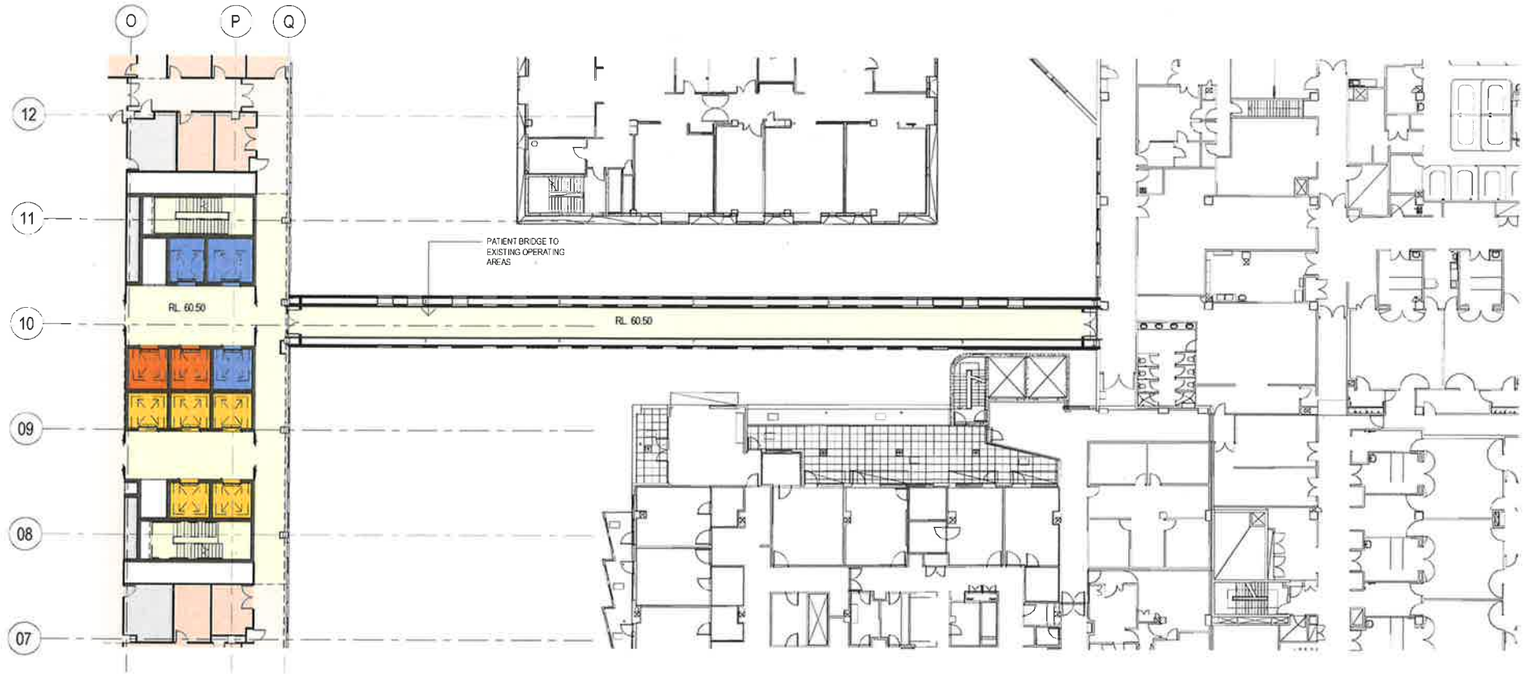

2 PATIENT BRIDGE LV01

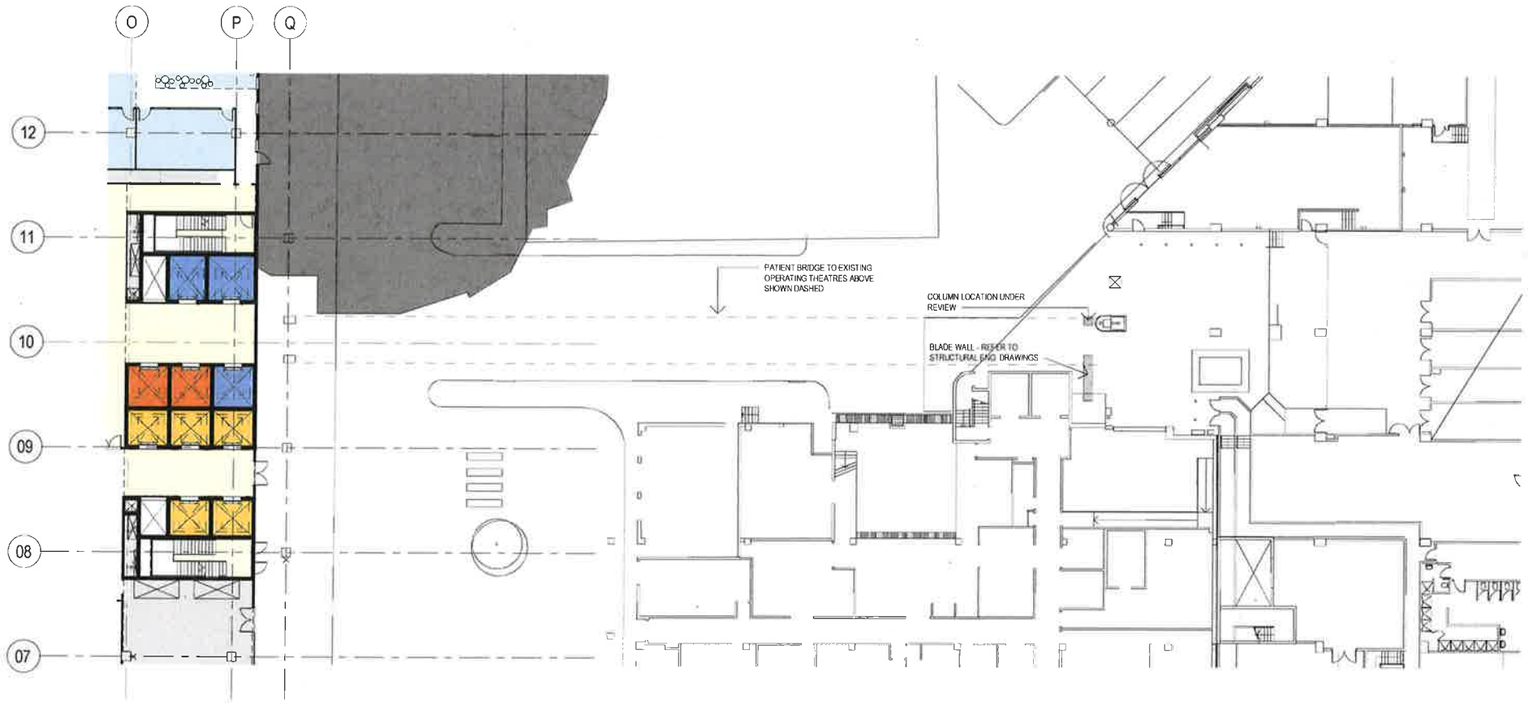

1 PATIENT BRIDGE LV-01

NSW GOVERNMENT | Planning & Environment

Issued under the Environmental Planning and Assessment Act 1979

Approved Application No. SSD 9113

granted on the 27 FEB 2019

Signed .....

Sheet No. 26 of 67

BVN TERROIR

Telephone +61 2 8297 7200
Facsimile +61 2 8297 7299
www.bvn.com.au

INTELLECTUAL PROPERTY

NOTE

ISSUE	DATE	FOR
A	[illegible]	FOR INFORMATION
B	[illegible]	FOR INFORMATION

PROJECT MANAGEMENT
PWC

CIVIL AND STRUCTURAL ENGINEERING
ENSTRUCT GROUP

MECHANICAL ENGINEERING
LCHR CONSULTANTS INTERNATIONAL

ELECTRICAL ENGINEERING
WOODS & GRIEVE ENGINEERS

HYDRAULIC ENGINEERING
ADDI CONSULTANTS

CONSTRUCTION MANAGER

CLIENT

NSW GOVERNMENT | Health Infrastructure

HEALTH INFRASTRUCTURE
CLIENT NUMBER

130487
PROJECT

RANDWICK CAMPUS REDEVELOPMENT

BARKER ST
RANDWICK NSW 2031
AUSTRALIA
BVN PROJECT NUMBER

s1606008
DRAWING KEY

TRUE NORTH | PROJECT NORTH

GRAPHIC SCALE
0 2000 5000

SCALE
1 : 200@B1 DO NOT SCALE

STATUS
DESIGN DEVELOPMENT
DRAWING

ACUTE SERVICES BUILDING - PATIENT BRIDGE

RCR-BVN-ARC-50-DRW
11B-NL50001

ISSUE
B

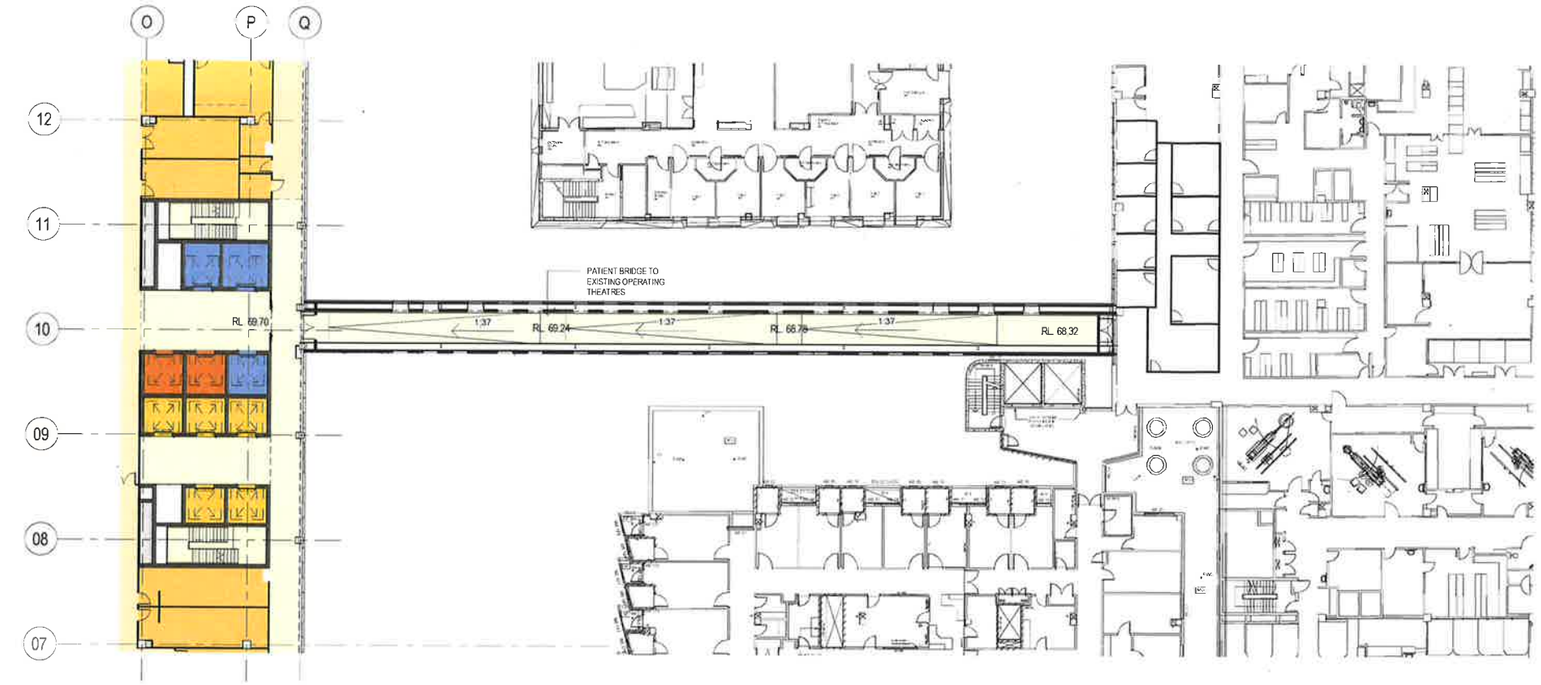

2 PATIENT BRIDGE LV03

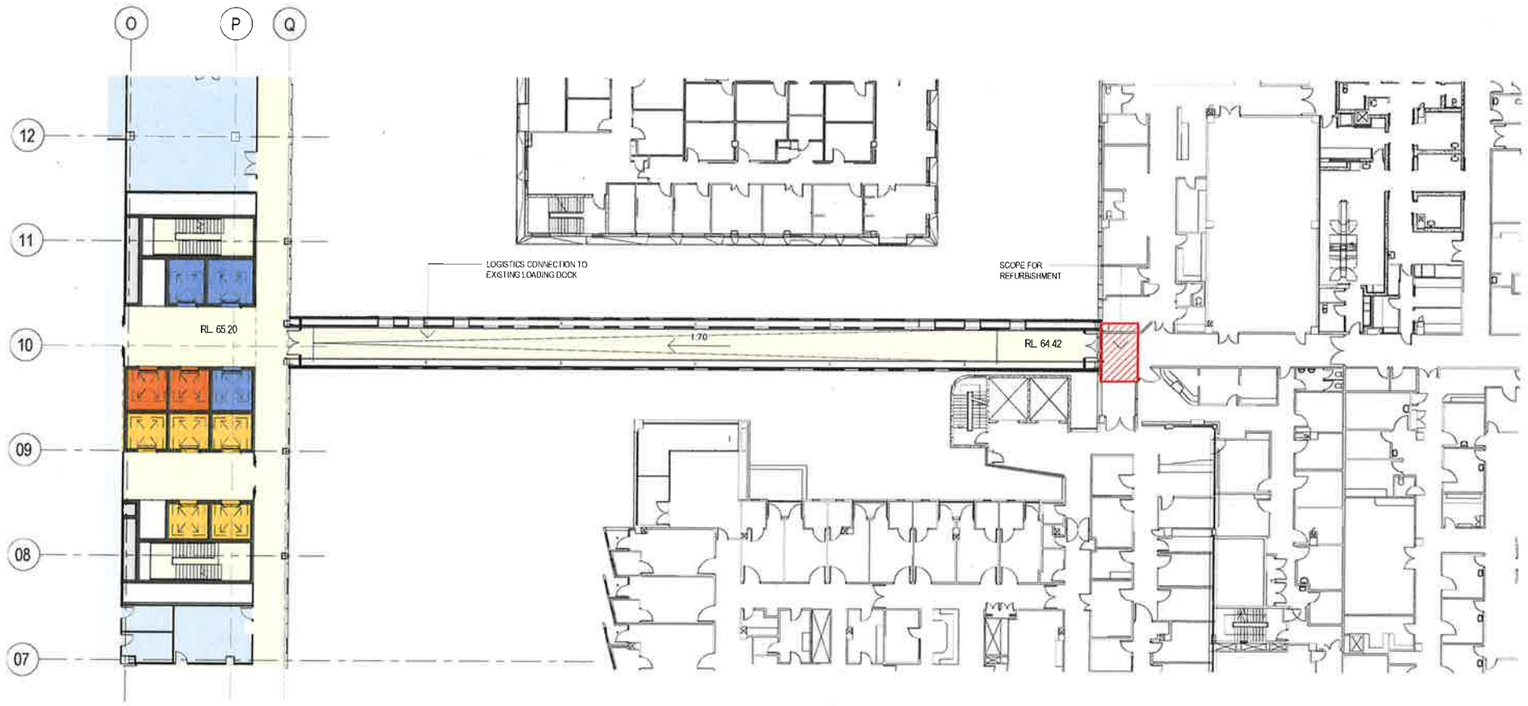

1 PATIENT BRIDGE LV02

NSW GOVERNMENT | Planning & Environment

Issued under the Environmental Planning and Assessment Act 1979

Approved Application No. SSD 9113

granted on the 27 FEB 2019

Signed

Sheet No. 27 of 67

BVN TERROIR

Telephone +61 2 8267 7200
Facsimile +61 2 8267 7200
www.bvn.com.au

INTELLECTUAL PROPERTY

NOTE

ISSUE	DATE	FOR
A	27/04/18	FOR INFORMATION
B	18/05/18	FOR INFORMATION

PROJECT MANAGEMENT
PMC

CIVIL AND STRUCTURAL ENGINEERING
ENSTRUCT GROUP

MECHANICAL ENGINEERING
LEHR CONSULTANTS INTERNATIONAL

ELECTRICAL ENGINEERING
WOOD & GROVE ENGINEERS

HYDRAULIC ENGINEERING
ADCO CONSULTANTS

CONSTRUCTION MANAGER

CLIENT

NSW GOVERNMENT | Health Infrastructure

HEALTH INFRASTRUCTURE
CLIENT NUMBER

130467
PROJECT

RANDWICK CAMPUS REDEVELOPMENT

BARKER ST
RANDWICK NSW 2031
AUSTRALIA
BVN PROJECT NUMBER

s1605008
DRAWING KEY

TRUE NORTH | PROJECT NORTH

GRAPHIC SCALE
0 2000 5000

SCALE
1 : 200@A1 DO NOT SCALE

STATUS
DESIGN DEVELOPMENT

DRAWING

ACUTE SERVICES BUILDING
- PATIENT BRIDGE

RCR-BVN-ARC-50-DRW
11B-NL50002

ISSUE
B

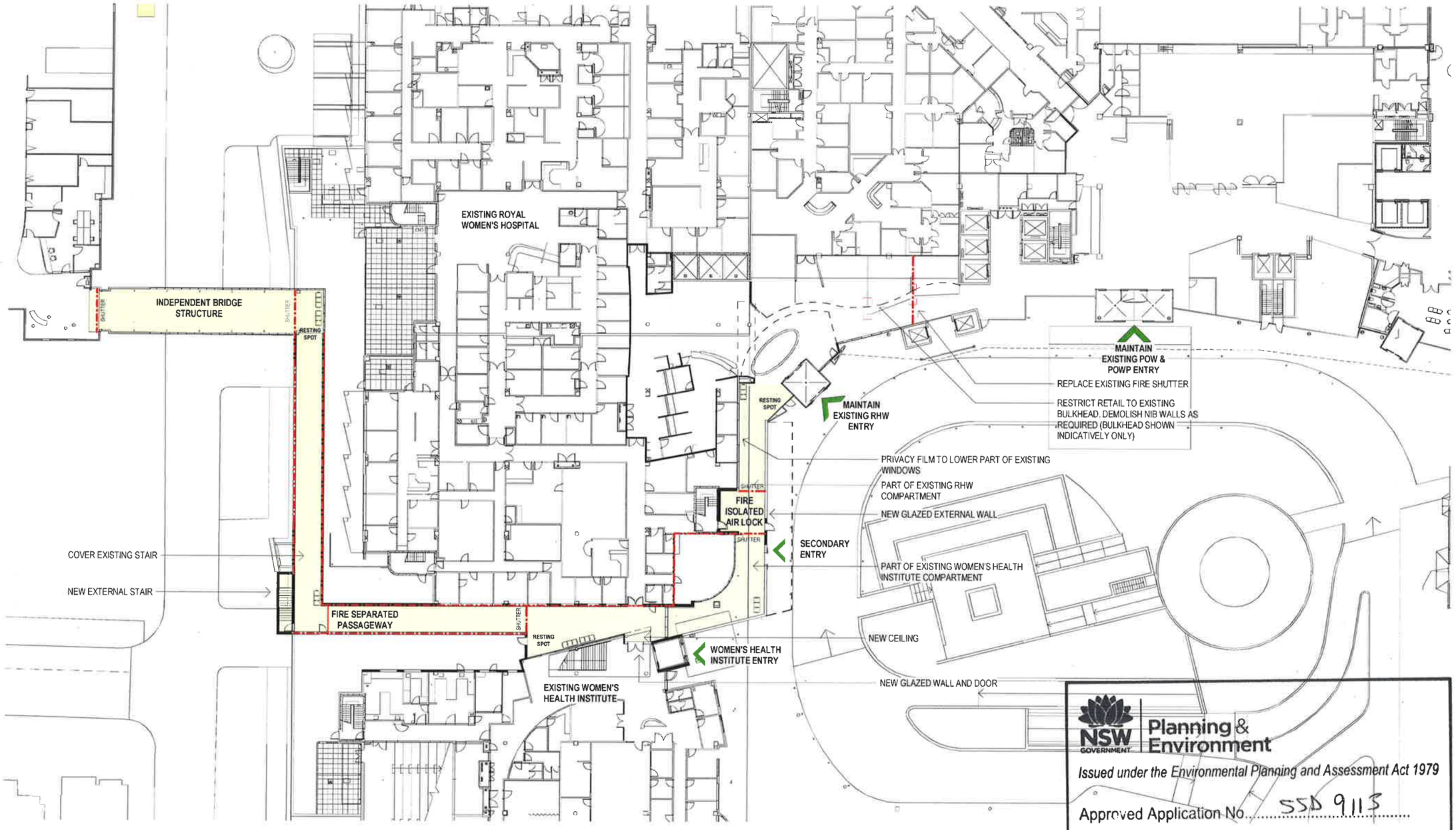

NSW GOVERNMENT Planning & Environment

Issued under the Environmental Planning and Assessment Act 1979

Approved Application No. SSD 9115

granted on the 27 FEB 2019

Signed EW

Sheet No. 28 of 67

BVN TERROIR

Telephone +61 2 8251 7200
Facsimile +61 2 8251 7299
www.bvn.com.au

INTELLECTUAL PROPERTY

NOTE

ISSUE	DATE	FOR
A	27/04/18	FOR INFORMATION
B	18/05/18	FOR INFORMATION

PROJECT MANAGEMENT
PWC

CIVIL AND STRUCTURAL ENGINEERING
ENSTRUCT GROUP

MECHANICAL ENGINEERING
LEHR CONSULTANTS INTERNATIONAL

ELECTRICAL ENGINEERING
WOOD & GREVE ENGINEERS

HYDRAULIC ENGINEERING
ACOR CONSULTANTS

CONSTRUCTION MANAGER

CLIENT

NSW GOVERNMENT Health Infrastructure

HEALTH INFRASTRUCTURE
CLIENT NUMBER

130487
PROJECT

RANDWICK CAMPUS REDEVELOPMENT

BVN PROJECT NUMBER

s1606008
DRAWING KEY

TRUE NORTH PROJECT NORTH

GRAPHIC SCALE
0 2000 5000

SCALE

1 : 200@A1 DO NOT SCALE

STATUS

DESIGN DEVELOPMENT
DRAWING

ASB PUBLIC LINK BRIDGE - LEVEL GROUND

RCR-BVN-ARC-17-DRW-11B-0050001 ISSUE B

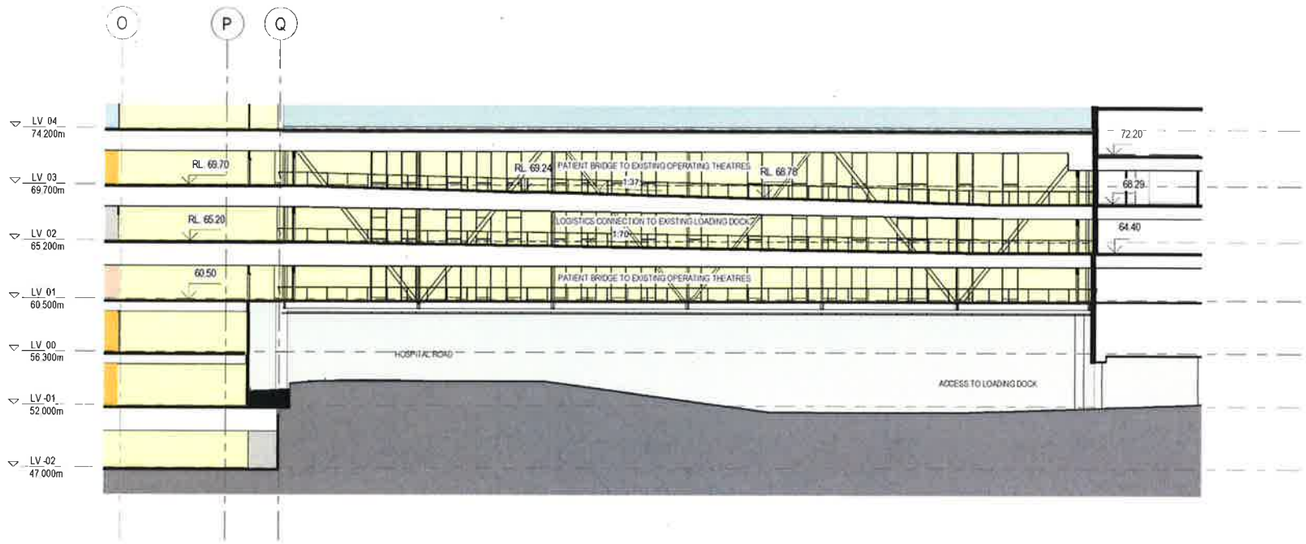

1 PATIENT BRIDGE

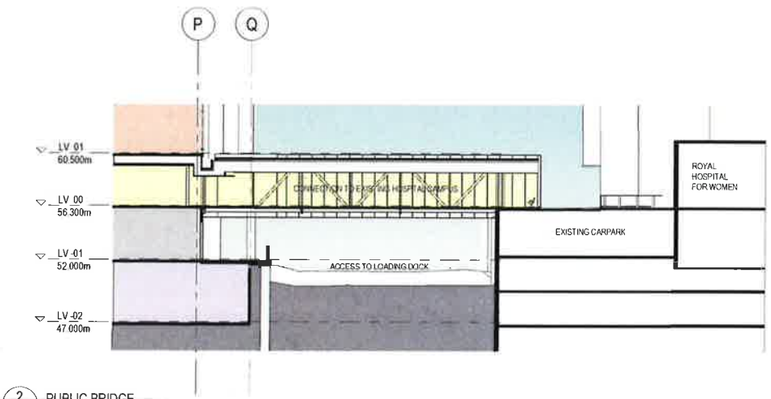

2 PUBLIC BRIDGE

NSW GOVERNMENT | Planning & Environment

Issued under the Environmental Planning and Assessment Act 1979

Approved Application No. SSD 9113

granted on the 27 FEB 2019

Signed .....

Sheet No. 29 of 67

BVN TERROIR

Telephone +61 2 8297 7200
Facsimile +61 2 8297 7299
www.bvn.com.au

INTELLECTUAL PROPERTY

NOTE

ISSUE	DATE	FOR
A	27/04/18	FOR INFORMATION
B	16/05/18	FOR INFORMATION

PROJECT MANAGEMENT
PWC

CIVIL AND STRUCTURAL ENGINEERING
ENSTRUCT GROUP

MECHANICAL ENGINEERING
LEHR CONSULTANTS INTERNATIONAL

ELECTRICAL ENGINEERING
WOOD & GRIEVE ENGINEERS

HYDRAULIC ENGINEERING
ACOR CONSULTANTS

CONSTRUCTION MANAGER
probuild

CLIENT

NSW GOVERNMENT | Health Infrastructure

HEALTH INFRASTRUCTURE
CLIENT NUMBER

130487
PROJECT

RANDWICK CAMPUS REDEVELOPMENT

BARKER ST
RANDWICK NSW 2031
AUSTRALIA

BVN PROJECT NUMBER

s1606008
DRAWING KEY

TRUE NORTH | PROJECT NORTH

GRAPHIC SCALE
0 2000 5000

SCALE
1 : 200@B1 DO NOT SCALE

STATUS
DESIGN DEVELOPMENT

DRAWING
ACUTE SERVICES BUILDING - PATIENT AND PUBLIC BRIDGE

RCR-BVN-ARC-50-DRW
11D-NL50001

ISSUE
B

NSW GOVERNMENT | Planning & Environment

Issued under the Environmental Planning and Assessment Act 1979

Approved Application No. SSD 9113

granted on the 27 FEB 2019

Signed

Sheet No. 30 of 67

BVN TERROIR



FACADE MATERIALS LEGEND

DESCRIPTION
THROUGH-COLOURED SOLID FIBRE CEMENT PANEL - COLOUR 1

PRODUCT
EQUITONE N154

LOCATION
CURTAIN WALLS

DESCRIPTION
THROUGH-COLOURED SOLID FIBRE CEMENT PANEL SANDED SURFACE - COLOUR 3

PRODUCT
EQUITONE TE40

LOCATION
CURTAIN WALLS (COURTYARD PODIUM FACADE)

DESCRIPTION
CLEAR VISION GLASS

LOCATION
LEVEL -01, LEVEL 00, PUBLIC LINK BRIDGE

DESCRIPTION
LOUVRED FACADE

PRODUCT
WEATHER-PROOF ALUMINIUM LOUVRE, POWDER COAT FINISH

LOCATION
PLANT AREAS

DESCRIPTION
METAL SHEET CLADDING WITH RIBBED PROFILE

PRODUCT
LYSAGHT METAL SHEET CLADDING OR EQUAL APPROVED
COLORBOND MATT FINISH IN MONUMENT

LOCATION
ROOFTOP PLANT AREAS, EAST FACADE, LINK BRIDGES

DESCRIPTION
PRECAST CONCRETE - COLOUR 2

PRODUCT
FORMWORK: CLASS 2 COLOUR: BRIGHTON WHITE CEMENT

LOCATION
LEVEL -02

DESCRIPTION
BRICKWORK

PRODUCT
AUSTRAL BRICK SAN SELMO SMOKED

LOCATION
LEVEL -02

DESCRIPTION
THROUGH-COLOURED SOLID FIBRE CEMENT PANEL - COLOUR 2

PRODUCT
EQUITONE N251

LOCATION
CURTAIN WALLS, LEVEL -02

DESCRIPTION
ALUMINIUM SPANDREL PANEL

PRODUCT
DULUX DURATEC ZEUS POWDER COAT FINISH IN MONUMENT OR EQUAL APPROVED

LOCATION
CURTAIN WALL SPANDREL PANELS

DESCRIPTION
VISION GLASS PANEL

PRODUCT
ASG NEUTRAL GREY

LOCATION
CURTAIN WALLS, PATIENT BRIDGE

DESCRIPTION
LOUVRED FACADE

PRODUCT
WEATHER-PROOF ALUMINIUM LOUVRE WITH VERTICAL BOX SECTION FINS TO OUTSIDE POWDER COAT FINISH

LOCATION
PLANT AREAS

DESCRIPTION
PRECAST CONCRETE - COLOUR 1

PRODUCT
FORMWORK: CLASS 2, AGGREGATE: BLACK IMPERIAL GRANITE MAXIMUM 12.5mm, FINISH: ACID ETCHED

LOCATION
LEVEL -01, LEVEL 00

DESCRIPTION
OFF-FORM CONCRETE WITH STAIN FINISH AND EXPRESSED VERTICAL JOINTS

PRODUCT
MINIMUM CLASS 2 OFF-FORM CONCRETE WITH NAWKAW STAINED FINISH TO MATCH PRECAST COLOUR 1

LOCATION
STAIR WALLS, EAST FACADE

DESCRIPTION
BLOCKWORK

PRODUCT
AUSTRAL GB SMOOTH COLOUR: PEWTER

LOCATION
LEVEL -02

Telephone +61 2 9297 7200
Facsimile +61 2 9297 7299
www.bvn.com.au

INTELLECTUAL PROPERTY

NOTE

ISSUE	DATE	FOR
A	17.01.2019	FOR INFORMATION

CLIENT
NSW GOVERNMENT Health Infrastructure

CONSTRUCTION MANAGER
lendlease

PROJECT
RANDWICK CAMPUS
REDEVELOPMENT
BARKER ST
RANDWICK NSW 2031
AUSTRALIA

BVN PROJECT NUMBER
s1606008

KEYPLAN

TRUE NORTH | PROJECT NORTH

GRAPHIC SCALE
0 2000 5000

SCALE
1 200@A1 DO NOT SCALE

STATUS
CONTRACT DOCUMENTATION

DRAWING
SOUTH ELEVATION - MAGILL STREET

RCR-BVN-ARC-50-DRW-11C- DA00005

ISSUE A

RANDWICK HOSPITAL CAMPUS REDEVELOPMENT

ACUTE SERVICES BUILDING
LANDSCAPE DOCUMENTATION TENDER SET

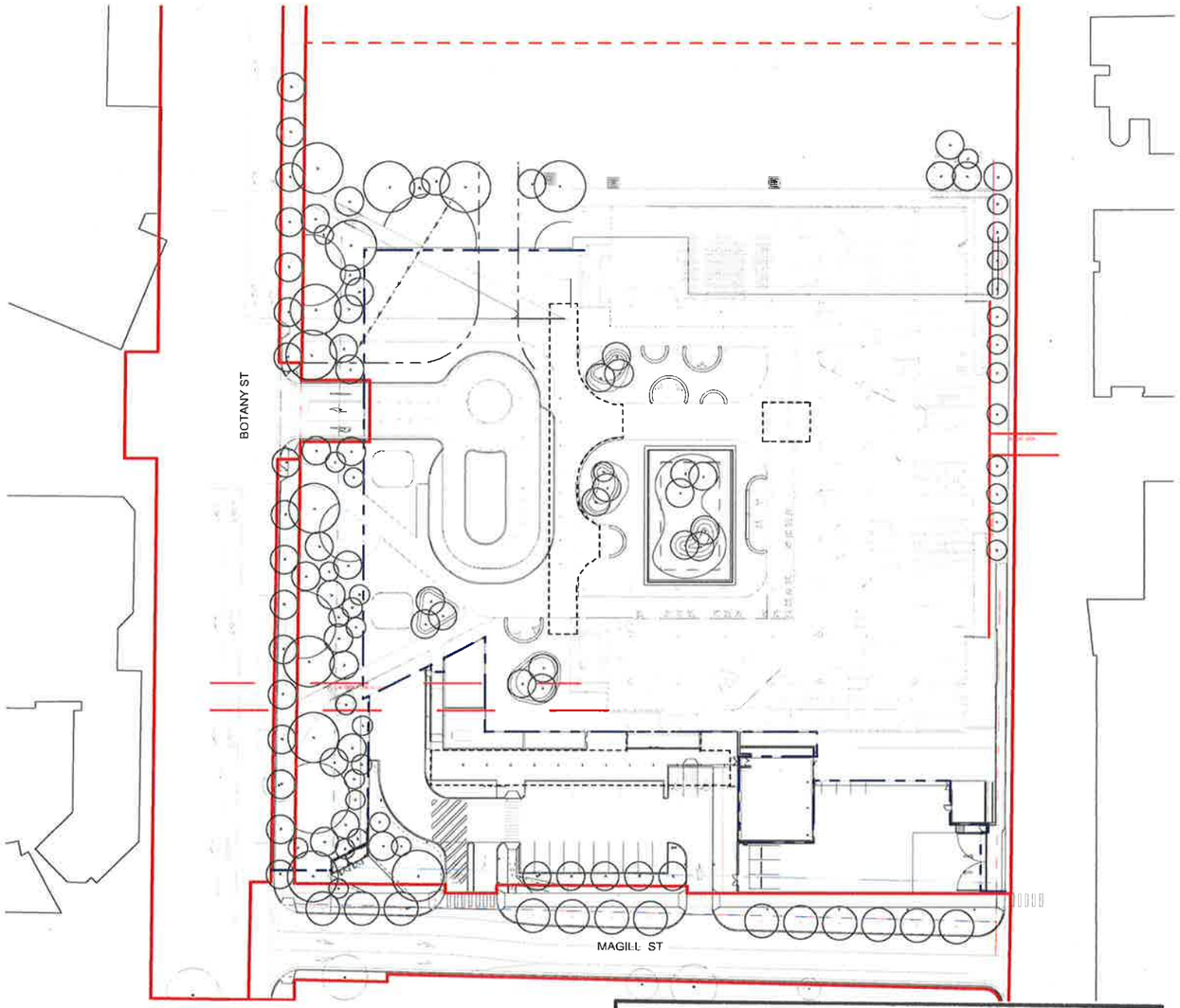

SITE PLAN

DRAWING	DRAWING TITLE	SCALE	REVISION
S17032-LA-001	COVER SHEET + DRAWING LIST	1:500	FOR INFORMATION
S17032-LA-002	LEGEND	NTS	FOR INFORMATION
S17032-LA-B-120	GENERAL ARRANGEMENT - BASEMENT LEVEL -02	1:300	FOR INFORMATION
S17032-LA-B-110	GENERAL ARRANGEMENT - BASEMENT LEVEL -01	1:300	FOR INFORMATION
S17032-LA-L-100	GENERAL ARRANGEMENT - LEVEL 0	1:300	FOR INFORMATION
S17032-LA-L-130	GENERAL ARRANGEMENT - LEVEL 3	1:300	FOR INFORMATION
S17032-LA-L-140	GENERAL ARRANGEMENT - LEVEL 4	1:300	FOR INFORMATION
S17032-LA-L-170	GENERAL ARRANGEMENT - LEVEL 7	1:300	FOR INFORMATION
S17032-LA-B-221	MATERIALS & FINISHES PLAN - BASEMENT LEVEL -02	1:100	FOR INFORMATION
S17032-LA-B-222	MATERIALS & FINISHES PLAN - BASEMENT LEVEL -02	1:100	FOR INFORMATION
S17032-LA-B-223	MATERIALS & FINISHES PLAN - BASEMENT LEVEL -02	1:100	FOR INFORMATION
S17032-LA-B-211	MATERIALS & FINISHES PLAN - BASEMENT LEVEL -01	1:100	FOR INFORMATION
S17032-LA-B-212	MATERIALS & FINISHES PLAN - BASEMENT LEVEL -01	1:100	FOR INFORMATION
S17032-LA-B-213	MATERIALS & FINISHES PLAN - BASEMENT LEVEL -01	1:100	FOR INFORMATION
S17032-LA-B-214	MATERIALS & FINISHES PLAN - BASEMENT LEVEL -01	1:100	FOR INFORMATION
S17032-LA-B-215	MATERIALS & FINISHES PLAN - BASEMENT LEVEL -01	1:100	FOR INFORMATION
S17032-LA-B-216	MATERIALS & FINISHES PLAN - BASEMENT LEVEL -01	1:100	FOR INFORMATION
S17032-LA-L-201	MATERIALS & FINISHES PLAN - LEVEL 0	1:100	FOR INFORMATION
S17032-LA-L-202	MATERIALS & FINISHES PLAN - LEVEL 0	1:100	FOR INFORMATION
S17032-LA-L-231	MATERIALS & FINISHES PLAN - LEVEL 3	1:100	FOR INFORMATION
S17032-LA-L-241	MATERIALS & FINISHES PLAN - LEVEL 4	1:100	FOR INFORMATION
S17032-LA-L-242	MATERIALS & FINISHES PLAN - LEVEL 4	1:100	FOR INFORMATION
S17032-LA-L-243	MATERIALS & FINISHES PLAN - LEVEL 4	1:100	FOR INFORMATION
S17032-LA-L-271	MATERIALS & FINISHES PLAN - LEVEL 7	1:100	FOR INFORMATION
S17032-LA-300	PLANTING SCHEDULE	NTS	FOR INFORMATION
S17032-LA-B-321	PLANTING PLAN - BASEMENT LEVEL -02	1:100	FOR INFORMATION
S17032-LA-B-322	PLANTING PLAN - BASEMENT LEVEL -02	1:100	FOR INFORMATION
S17032-LA-B-323	PLANTING PLAN - BASEMENT LEVEL -02	1:100	FOR INFORMATION
S17032-LA-B-311	PLANTING PLAN - BASEMENT LEVEL -01	1:100	FOR INFORMATION
S17032-LA-B-312	PLANTING PLAN - BASEMENT LEVEL -01	1:100	FOR INFORMATION
S17032-LA-B-313	PLANTING PLAN - BASEMENT LEVEL -01	1:100	FOR INFORMATION
S17032-LA-B-314	PLANTING PLAN - BASEMENT LEVEL -01	1:100	FOR INFORMATION
S17032-LA-B-315	PLANTING PLAN - BASEMENT LEVEL -01	1:100	FOR INFORMATION
S17032-LA-B-316	PLANTING PLAN - BASEMENT LEVEL -01	1:100	FOR INFORMATION
S17032-LA-L-331	PLANTING PLAN - LEVEL 3	1:100	NOT ISSUED
S17032-LA-L-341	PLANTING PLAN - LEVEL 4	1:100	FOR INFORMATION
S17032-LA-L-342	PLANTING PLAN - LEVEL 4	1:100	FOR INFORMATION
S17032-LA-L-343	PLANTING PLAN - LEVEL 4	1:100	FOR INFORMATION
S17032-LA-L-371	PLANTING PLAN - LEVEL 7	1:100	NOT ISSUED
S17032-LA-B-421	LEVELS & GRADING PLAN - BASEMENT LEVEL -02	1:100	NOT ISSUED
S17032-LA-B-422	LEVELS & GRADING PLAN - BASEMENT LEVEL -02	1:100	NOT ISSUED
S17032-LA-B-423	LEVELS & GRADING PLAN - BASEMENT LEVEL -02	1:100	NOT ISSUED
S17032-LA-B-411	LEVELS & GRADING PLAN - BASEMENT LEVEL -01	1:100	NOT ISSUED
S17032-LA-B-412	LEVELS & GRADING PLAN - BASEMENT LEVEL -01	1:100	NOT ISSUED
S17032-LA-B-413	LEVELS & GRADING PLAN - BASEMENT LEVEL -01	1:100	NOT ISSUED
S17032-LA-B-414	LEVELS & GRADING PLAN- BASEMENT LEVEL -01	1:100	NOT ISSUED
S17032-LA-B-415	LEVELS & GRADING PLAN - BASEMENT LEVEL -01	1:100	NOT ISSUED
S17032-LA-B-416	LEVELS & GRADING PLAN - BASEMENT LEVEL -01	1:100	NOT ISSUED
S17032-LA-L-401	LEVELS & GRADING PLAN - LEVEL 0	1:100	NOT ISSUED
S17032-LA-L-402	LEVELS & GRADING PLAN - LEVEL 0	1:100	NOT ISSUED
S17032-LA-L-431	LEVELS & GRADING PLAN - LEVEL 3	1:100	NOT ISSUED
S17032-LA-L-441	LEVELS & GRADING PLAN - LEVEL 4	1:100	NOT ISSUED
S17032-LA-L-442	LEVELS & GRADING PLAN - LEVEL 4	1:100	NOT ISSUED
S17032-LA-L-443	LEVELS & GRADING PLAN - LEVEL 4	1:100	NOT ISSUED
S17032-LA-L-471	LEVELS & GRADING PLAN - LEVEL 7	1:100	NOT ISSUED
S17032-LA-601	HARDWORK DETAILS - FINISHES	VARIES	FOR INFORMATION
S17032-LA-602	HARDWORK DETAILS - FINISHES	VARIES	FOR INFORMATION
S17032-LA-603	HARDWORK DETAILS - JUNCTIONS	VARIES	FOR INFORMATION
S17032-LA-604	HARDWORK DETAILS - WALLS + EDGES	VARIES	FOR INFORMATION
S17032-LA-605	HARDWORK DETAILS - RAMPS + ANCILLIARIES	VARIES	FOR INFORMATION
S17032-LA-606	HARDWORK DETAILS - FURNITURE + FIXTURES	VARIES	FOR INFORMATION
S17032-LA-607	HARDWORK DETAILS - STAIRS	VARIES	FOR INFORMATION
S17032-LA-608	HARDWORK DETAILS - STAIRS	VARIES	FOR INFORMATION
S17032-LA-609	HARDWORK DETAILS - STAIRS	VARIES	NOT ISSUED
S17032-LA-610	HARDWORK DETAILS - STAIRS	VARIES	NOT ISSUED
S17032-LA-801	SOFTWORK DETAILS	VARIES	FOR INFORMATION
S17032-LA-802	SOFTWORK DETAILS	VARIES	FOR INFORMATION

NSW GOVERNMENT | Planning & Environment

Issued under the Environmental Planning and Assessment Act 1979

Approved Application No. SSD 9113

granted on the 27 FEB 2019

Signed

Sheet No. 31 of 67

STATUS

FOR INFORMATION

N

NOTES

Check all dimensions and site conditions prior to commencement of any work, the purchasing or ordering of any materials, fitting, plant services or equipment and the fabrication of any components.

Do not scale drawings - refer to figured dimensions only. Any discrepancies shall immediately be referred to the landscape architect for clarification.

All drawings may not be reproduced or distributed without prior permission from the landscape architect.

WARNING

DIAL BEFORE YOU DIG www.1100.com.au

Services shown on this drawing are approximate only. The exact location is to be confirmed on site by contractor prior to commencement of work.

REV	DATE	AMENDMENTS
A	10/08/2018	DRAFT TENDER
B	20/08/2018	TENDER
C	31/8/18	TENDER
D	11/12/2018	FOR COORDINATION
E	12/11/18	FOR INFORMATION
F	13/12/18	FOR INFORMATION

CONSULTANTS

ARCHITECT
BVN
255 Pitt St
Sydney NSW 2000
T +612 8297 7200

CIVIL ENGINEER
ACOR
1/33 Herbert St
St Leonards NSW 2065
T +612 9438 5098

NOTE:
REFER TO THE SPECIFICATION SCHEDULE + DETAILS FOR DETAILED SELECTION INFORMATION.

REFER TO CIVIL ENGINEERS DRAWING FOR:
- LEVELS AND GRADING INFORMATION
- PIT AND PIPE LOCATIONS
- DRAINAGE POINTS AND FALLS

REFERTO ELECTRICAL ENGINEERS DRAWINGS FOR LIGHTING DETAIL.

NOT FOR CONSTRUCTION

ASPECT Studios™

ASPECT Studios Pty Ltd
Level 1, 76-80 George Street
Redfern NSW 2016 Australia
+61 2 9699 7182
www.aspect-studios.com
sydney@aspect-studios.com

CLIENT

LENDLEASE
Level 14, Tower Three
International Towers Sydney
Barangaroo NSW 2000

PROJECT

Randwick Hospital Campus

DRAWING

Cover Sheet and Drawing List

DRAWN	CHECKED	SCALE @ A1
TL | CK	SB | KL	1:500

DRAWING NO. S17032-LA-001

REVISION F

LEGEND

GENERAL

- SITE BOUNDARY
- OUTLINE OF BUILDING UNDER
- ELECTRICAL EASEMENT EXTENT
- FUTURE ROAD EXTENSION
- OVERLAND FLOW PATH

TREE RETENTION & REMOVAL PLAN

- EXT — EXISTING TREE
  TO BE PROTECTED & RETAINED
- PROPOSED TREE
  REFER TO SCHEDULE
- EXISTING TREE
  TO BE REMOVED

GRADING + LEVELS PLAN

- +EX 2.57 — EXISTING LEVELS
  REFER TO SURVEY - TO BE CONFIRMED ON SITE
- +RL 2.57 — PROPOSED LEVELS
  REFER TO CIVIL ENGINEERING DRAWINGS
- +TOW 2.57 — PROPOSED TOP OF WALL LEVELS
  REFER TO CIVIL ENGINEERING DRAWINGS
- 1:21 — PATH FALLS & GRADES
- +450 — HEIGHT OF MOUNDING ABOVE FFL

MATERIALS & FINISHES PLAN - FINISHES
REFER TO FINISHES SCHEDULE AND LANDSCAPE SPECIFICATION

- PVB.1 — PAVING TYPE B.1
  CONCRETE UNIT PAVERS ON GRADE
- PVB.2 — PAVING TYPE B.2
  CONCRETE UNIT PAVERS ON SLAB
- PVC — PAVING TYPE C
  CONCRETE UNIT PAVERS
- PVD — PAVING TYPE D
  GRAVEL - REFER TO SPECIFICATION
- PVE — PAVING TYPE E
  INSITU CONCRETE TO RANDWICK COUNCIL STANDARD
- PVF.1 — PAVING TYPE F.1
  INSITU CONCRETE WITH EXPOSED AGGREGATE
- PVF.2 — PAVING TYPE F.2
  INSITU CONCRETE WITH EXPOSED AGGREGATE ON CONCRETE SLAB
- PVG.1 — PAVING TYPE G.1
  INTERLOCKING VEHICULAR CONCRETE UNIT PAVERS
- PVG.2 — PAVING TYPE G.2
  INTERLOCKING PAVER - LINEMARKING
- PVH — PAVING TYPE H
  CONCRETE UNIT PAVERS BANDING
- PVJ — PAVING TYPE J
  CONCRETE UNIT PAVERS ON PEDESTAL
- PVK — PAVING TYPE K
  TRAFFICABLE INSITU CONCRETE PAVING
  TO ENGINEERS SPECIFICATION

MATERIALS & FINISHES PLAN - EDGES AND WALLS
REFER TO FINISHES SCHEDULE AND LANDSCAPE SPECIFICATION

- SE1 — STEEL EDGE
  REFER TO SPECIFICATION
- SE2 — STEEL EDGE ON STRUCTURAL SLAB
  REFER TO SPECIFICATION
- W1 — CORTEN STEEL EDGE FIXED TO BLOCKWORK HOB
  REFER TO DETAIL
- W2 — SANDSTONE LOG WALL
  REFER TO SPECIFICATION
- W3 NOT IN USE — RENDERED PAINTED CONCRETE BLOCKWORK RETAINING WALL
  REFER TO ENGINEERS SPECIFICATION
- W4.1 — INSITU CONCRETE WALL
  REFER TO ENGINEERS DETAILS
- W4.2 — INSITU CONCRETE WALL ON STRUCTURAL SLAB
  REFER TO ENGINEERS DETAILS
- W4.3 — INSITU CONCRETE WALL KICK RAIL
  REFER TO ENGINEERS DETAILS

MATERIALS & FINISHES PLAN - STAIRS
REFER TO FINISHES SCHEDULE AND LANDSCAPE SPECIFICATION

- ST1 — STAIR TYPE 1
  INSITU CONCRETE
- ST2 — STAIR TYPE 2
  INSITU CONCRETE
- ST3 — STAIR TYPE 3
  INSITU CONCRETE

MATERIALS & FINISHES PLAN - KERB RAMPS
REFER TO FINISHES SCHEDULE AND LANDSCAPE SPECIFICATION

- PR1 — PEDESTRIAN PRAM RAMP 1
  INSITU CONCRETE TO COUNCIL STANDARD
- PR2 — PEDESTRIAN PRAM RAMP 2
  PAVING TYPE B.2

MATERIALS & FINISHES PLAN - HANDRAILS, BALUSTRADES AND ANCILLIARIES
REFER TO FINISHES SCHEDULE AND LANDSCAPE SPECIFICATION

- HR1 — HANDRAIL TYPE 1
  REFER TO SPECIFICATION
- TI — TACTILE INDICATOR
  REFER TO SPECIFICATION

MATERIALS & FINISHES PLAN - HANDRAILS, BALUSTRADES AND ANCILLIARIES
REFER TO FINISHES SCHEDULE AND LANDSCAPE SPECIFICATION

- SS — CUSTOM SHADE STRUCTURE
  TO ARCHITECTS DETAILS
- BE1 — BENCH TYPE 1
  RADIUS VARIED | REFER SPECIFICATION
- BE2 — BENCH TYPE 2
  LENGTH VARIED | REFER SPECIFICATION
- BE3 NOT IN USE — BENCH TYPE 3
  AMPHITHEATRE | REFER SPECIFICATION
- BE4 NOT IN USE — BENCH TYPE 4
  PECC COURTYARD | REFER SPECIFICATION
- TB1 — TABLE TYPE 1.1
  9MM RADIUS - FIXED TO CONCRETE SLAB
- TB1 NOT IN USE — TABLE TYPE 1.2
  9MM RADIUS - FIXED TO CONCRETE FOOTING
- TB2 — CAFE TABLE & CHAIRS
  REFER TO SPECIFICATION
- PL NOT IN USE — POST TOP LIGHT
  TO LIGHTING ENGINEER'S DETAIL
- BL NOT IN USE — BOLLARD LIGHT
  TO LIGHTING ENGINEER'S DETAIL
- UL NOT IN USE — UP LIGHT
  TO LIGHTING ENGINEER'S DETAIL
- PP1 — LARGE POT
  165D x 4 DISH (ROBERT PLUMB SWISS PEARL)
- PP2 — MEDIUM POT
  11D x 72 (THE BALCONY GARDEN MUFFIN TOP)
- PP3 — SMALL POT
  8D x 68 (GARDEN LIFE CONTEMPORARY CYLINDER)
- PP4 NOT IN USE — RECTANGULAR PLANTER
  REFER SPECIFICATION

MATERIALS & FINISHES PLAN - SOFTWORKS
REFER TO LANDSCAPE SPECIFICATION

- TF — TURF
  REFER TO SPECIFICATION
- MP1 — MASS PLANTING
  IN NATURAL GROUND
- MP2 — MASS PLANTING
  ON SLAB
- MP3 — MASS PLANTING
  HYDRO SEEDED
- MP4 — ROOF TERRACE PLANTING
  ON SLAB
- MP5 — MOUNDED PLANTING
  ON SLAB
- MP6 — MASS PLANTING
  IN NATURAL GROUND IN LOW LIGHT CONDITIONS
- MP7 — MASS PLANTING
  PECC COURTYARD PLANTING MIX
- TP1 — TREE TYPE 1
  REFER PLANTING AND SOFTWORKS DETAIL
- TP2 — TREE TYPE 2
  REFER PLANTING AND SOFTWORKS DETAIL
- TP3 — TREE TYPE 3
  STREET TREE TO RANDWICK COUNCIL STANDARD
  REFER TO PLANTING AND SOFTWORKS DETAIL

NSW GOVERNMENT | Planning & Environment

Issued under the Environmental Planning and Assessment Act 1979

Approved Application No. SSD 9113

granted on the 27 FEB 2019

Signed .....

Sheet No. 32 of 67

STATUS

FOR INFORMATION

NOTES

Check all dimensions and site conditions prior to commencement of any work, the purchasing or ordering of any materials, fitting, plant services or equipment and the fabrication of any components.

Do not scale drawings - refer to figured dimensions only. Any discrepancies shall immediately be referred to the landscape architect for clarification.

All drawings may not be reproduced or distributed without prior permission from the landscape architect.

WARNING

DIAL BEFORE YOU DIG www.1100.com.au

Services shown on this drawing are approximate only. The exact location is to be confirmed on site by contractor prior to commencement of work.

REV	DATE	AMENDMENTS
A	26/06/2018	PRELIMINARY TENDER
B	10/08/2018	DRAFT TENDER
C	20/08/2018	TENDER
D	31/8/18	TENDER
E	11/12/18	FOR INFORMATION
F	13/12/18	FOR INFORMATION

NOTE:
REFER TO THE SPECIFICATION SCHEDULE + DETAILS FOR DETAILED SELECTION INFORMATION.

REFER TO CIVIL ENGINEERS DRAWING FOR:
- LEVELS AND GRADING INFORMATION
- PIT AND PIPE LOCATIONS
- DRAINAGE POINTS AND FALLS

REFERTO ELECTRICAL ENGINEERS DRAWINGS FOR LIGHTING DETAIL.

NOT FOR CONSTRUCTION

ASPECT Studios™

ASPECT Studios Pty Ltd
Level 1, 79-80 George Street
Redfern NSW 2016 Australia
+61 2 9699 7182
www.aspect-studios.com
sydney@aspect-studios.com

CLIENT
LENDLEASE
Level 14, Tower Three
International Towers Sydney
Barangaroo NSW 2000

PROJECT
Randwick Hospital Campus

DRAWING
Legend

DRAWN	CHECKED	SCALE @ A1
TL | CK	SB | KL	N/A

DRAWING NO. S17032-LA-002

REVISION F

PLANT SCHEDULE: TREES

ID	Botanical Name	Common Name	Scheduled Size	Qty	Spacing (mm)	Mature Height	Mature Spread
Trees							
AC	*Angophora costata*	Sydney Red Gum	100L	9	AS SHOWN	15 - 20m	6 - 10m
BI	*Banksia integrifolia*	Coastal Banksia	100L	27	AS SHOWN	5 - 10m	3.5 - 6m
BSe	*Banksia serrata*	Old Man Banksia	100L	15	AS SHOWN	5 - 10m	3.5 - 6m
BC	*Buckinghamia celsissima*	Ivory Curl Tree	100L	4	AS SHOWN	5 - 10m	3.5 - 6m
CaC	*Callistemon citrinus*	Lemon-scented Bottlebrush	100L	10	AS SHOWN	1.5 - 3m	1.2 - 2.0m
CoG	*Corymbia gummifera*	Red Bloodwood	100L	6	AS SHOWN	15 - 20m	3.5 - 6m
ERe	*Elaeocarpus reticulatus*	Blueberry Ash	100L	12	AS SHOWN	5 - 10m	3.5 - 6m
EH	*Eucalyptus haemastoma*	Scribbly Gum	100L	14	AS SHOWN	10 - 15m	6 - 10m
ER	*Eucalyptus robusta*	Swamp Mahogany, Bengaly	100L	8	AS SHOWN	25 - 30m	3.5 - 6m
LC	*Lophostemon confertus*	Brush Box	100L	16	AS SHOWN	20 - 25m	6 - 10m
MQ	*Melaleuca quinquenervia*	Broad-leafed Paperbark	100L	13	AS SHOWN	10 - 15m	3.5 - 6m
TOTAL				134			

PLANT SCHEDULE: FEATURE SHRUBS

ID	Botanical Name	Common Name	Scheduled Size	Qty	Spacing (mm)	Mature Height	Mature Spread
Feature Shrubs							
Al	*Acacia longifolia*	Sydney Golden Wattle	200mm	6	AS SHOWN	0.9 - 1.5m	0.9 - 1.2m
CyC	*Cyathea cooperi*	Lacy Tree Fern	5L	7	AS SHOWN	10 - 15m	0.6 - 0.9m
De	*Doryanthes excelsa*	Gymea Lily, Giant Lily	5L	53	AS SHOWN	1.5 - 3m	1.2 - 2.0m
Dp	*Doryanthes palmeri*	Giant Spear Lily	5L	24	AS SHOWN	1.5 - 3m	1.2 - 2.0m
Mc	*Macrozamia communis*	Burrawang	300mm	9	AS SHOWN	1.5 - 3m	2.0 - 3.5m
TSp	*Telopea speciosissima*	Waratah	5L	29	AS SHOWN	1.5 - 3m	0.9 - 1.2m
TOTAL				128			

PLANT SCHEDULE: MIX 1 - 2958m2

Category / ID	Botanical Name	Common Name	Pot Size	Qty	Calliper	Mature Height	Mature Spread	Rate
Shrubs								
At	Acacia terminalis	Sunshine Wattle	200mm	2945	N/A	0.9 - 1.5m	1.2 - 2.0m	11/m2
Bs	Banksia spinulosa	Banksia 'Birthday Candles'	Tube	2945	N/A	0.45 - 0.60m	1.2 - 2.0m	11/m2
Gf	Grevillea flexuosa	Grevillea	200mm	2945	N/A	0.75 - 0.9m	2.0 - 3.5m	11/m2
Lpc	Leptospermum hybrid	Pink Cascade	200mm	2945	N/A	.8m	1.2 - 1.5m	11/m2
RhS	Rhagodia spinescens	Saltbush, Fragrant Saltbush	200mm	2945	N/A	1.50 - 3m	0.6 - 0.9m	11/m2
Wf	Westringia fruticosa 'Mundi'	Coastal Rosemary	200mm	2945	N/A	0.9 - 1.5m	0.9 - 1.2m	11/m2
Total:				17670				
Grasses / Groundcovers								
BPe	Banksia petiolaris	Prostrate Banksia	Tube	2945	N/A	0.3 - 0.45m	0.9 - 1.2m	11/m2
Cap	Chrysocephalum apiculatum	Yellow Buttons	Tube	2945	N/A	0.0 - 0.3m	0.3 - 0.6m	11/m2
Ca	Correa alba	Correa	200mm	2945	N/A	0.45 - 0.6m	0.3 - 0.6m	11/m2
Dr	Dianella revoluta	Spreading Flax Lily, Blueberry Lily, Blue Flax Lily	Tube	2945	N/A	0.75 - 0.9m	0.3 - 0.6m	11/m2
Pp	Poa poiformis	Coast Tussock-grass	Tube	2945	N/A	0.75 - 0.9m	0.3 - 0.6m	11/m2
Total:				14725				

PLANT SCHEDULE: MIX 2 - 1150m2

Category / ID	Botanical Name	Common Name	Pot Size	Qty	Calliper	Mature Height	Mature Spread	Rate / m
Shrubs								
At	Acacia terminalis	Sunshine Wattle	200mm	795	N/A	0.9 - 1.5m	1.2 - 2.0m	11/m2
BRo	Banksia robur	Swamp Banksia, Large-leaf Ban	200mm	795	N/A	0.9 - 1.5m	1.2 - 2.0m	11/m2
Bs	Banksia spinulosa	Banksia 'Birthday Candles'	Tube	795	N/A	0.45 - 0.60m	1.2 - 2.0m	11/m2
Lpc	Leptospermum hybrid	Pink Cascade	200mm	795	N/A	.8m	1.2 - 1.5m	11/m2
Mic	Micromyrtus ciliata	Fringed heath myrtle	200mm	795	N/A	0.6 - 0.75m	0.6 - 0.9m	11/m2
Pg	Philodendron gloriosum	Gloriosum Philodendron	200mm	795	N/A	1.5 - 3m	1.2 - 2.0m	11/m2
Pl	Pimelea linifolia	Slender Rice-flower	200mm	795	N/A	0.45 - 0.6m	0.0 - 0.3m	11/m2
Vp	Verticordia plumosa	Plumed Feather Flower	200mm	795	N/A	0.90 - 1.50m	0.6 - 0.9m	11/m2
Wf	Westringia fruticosa 'Mundi'	Coastal Rosemary	200mm	795	N/A	0.9 - 1.5m	0.9 - 1.2m	11/m2
Total:				7155				
Grasses / Groundcovers								
BPe	Banksia petiolaris	Prostrate Banksia	Tube	795	N/A	0.3 - 0.45m	0.9 - 1.2m	11/m2
Ca	Correa alba	Correa	200mm	795	N/A	0.45 - 0.6m	0.3 - 0.6m	11/m2
Dr	Dianella revoluta	Spreading Flax Lily, Blueberry Li	Tube	795	N/A	0.75 - 0.9m	0.3 - 0.6m	11/m2
Dre	Dichondra repens	Kidney Weed	Tube	795	N/A	0.0 - 0.3m	0.9 - 1.2m	11/m2
Ss	Senecio serpens	Blue Chalk Sticks	200mm	795	N/A	0.3 - 0.45m	0.3 - 0.6m	11/m2
Ttw	Tetratheca thymifolia white	Black eyed Susan	200mm	795	N/A	0.45 - 0.60m	0.3 - 0.6m	11/m2
Vh	Viola hederacea			795	N/A	0.45 - 0.6m	0.3 - 0.6m	11/m2
Total:				5565				

PLANT SCHEDULE: MIX 3 - 215m2

Category / ID	Botanical Name	Common Name	Pot Size	Qty	Calliper	Mature Height	Mature Spread	Rate / m
Shrubs								
Aa	Asplenium australasicum	Bird's nest fern	200mm	123	N/A	0.9 - 1.5m	2.0 - 3.5m	11/m2
Bg	Blechnum gibbum	Silver Lady	200mm	123	N/A	0.75 - 0.9m	0.9 - 1.2m	11/m2
Cl	Calathea lancifolia	Rattlesnake plant	200mm	123	N/A	1.5 - 3m	2.0 - 3.5m	11/m2
Ce	Colocasia esculenta 'Black Magic'	Taro	200mm	123	N/A	0.75 - 0.9m	0.9 - 1.2m	11/m2
Cm	Clivia miniata	Bush Lily	200mm	123	N/A	0.45 - 0.6m	0.3 - 0.6m	11/m2
Cf	Cordyline fruticosa Negra	Cordyline	200mm	123	N/A	1.5 - 3m	0.9 - 1.2m	11/m2
Cb	Ctenanthe burle marxii	Fishbone prayer plant	200mm	123	N/A	0.30 - 0.45m	0.3 - 0.6m	11/m2
Ih	Iresine herbstii	Blood leaf	200mm	123	N/A	0.75 - 0.9m	0.3 - 0.6m	11/m2
Md	Monstera deliciosa	Fruit salad plant	200mm	123	N/A	1.5 - 3m	1.2 - 2.0m	11/m2
Pg	Philodendron gloriosum	Gloriosum Philodendron	200mm	123	N/A	1.5 - 3m	1.2 - 2.0m	11/m2
Sm	Sansevieria moonshire	Mother-in-law tongue	200mm	123	N/A	0.3 - 1m	1.2 - 2.0m	11/m2
Si	Sansevieria trifasciata	Snake plant	200mm	123	N/A	0.3 - 1m	1.2 - 2.0m	11/m2
Total:				1476				
Grasses / Groundcovers								
Ar	Ajuga reptans	Bugle, Wild Mint	200mm	123	N/A	0.0 - 0.3m	0.6 - 0.9m	11/m2
Alc	Alpinia caerulea	Native Ginger	Tube	123	N/A	0.45 - 0.6m	0.3 - 0.6m	11/m2
Br	Bauera rubioides	River Rose, Dog Rose	200mm	123	N/A	0.75 - 0.9m	1.2 - 2.0m	11/m2
Cc	Chlorophytum comosum	Spider plant	Tube	123	N/A	0.45 - 0.60m	0.3 - 0.6m	11/m2
Cla	Cissus antarctica	Kangaroo Vine, Water Vine	Tube	75	N/A	3 - 5m	2.0 - 3.5m	11/m2
Dre	Dichondra repens	Kidney Weed	Tube	123	N/A	0.0 - 0.3m	0.9 - 1.2m	11/m2
Oj	Ophiopogon japonicus	Mondo Grass	Tube	123	N/A	0.0 - 0.3m	0.0 - 0.3m	11/m2
Tz	Tradescantia zebrina	Spiderwort	Tube	123	N/A	0.45 - 0.6m	0.0 - 0.3m	11/m2
Total:				936				

PLANT SCHEDULE: MIX 4 - Pots - 36m2

Category / ID	Botanical Name	Common Name	Pot Size	Qty	Calliper	Mature Height	Mature Spread	Rate / m
Shrubs								
Aa	Asplenium australasicum	Bird's nest fern	200mm	30	N/A	0.9 - 1.5m	2.0 - 3.5m	11/m2
Bg	Blechnum gibbum	Silver Lady	200mm	25	N/A	0.75 - 0.9m	0.9 - 1.2m	11/m2
Cl	Calathea lancifolia	Rattlesnake plant	200mm	4	N/A	1.5 - 3m	2.0 - 3.5m	11/m2
Ce	Colocasia esculenta 'Black Magic'	Taro	200mm	25	N/A	0.75 - 0.9m	0.9 - 1.2m	11/m2
Cm	Clivia miniata	Bush Lily	200mm	4	N/A	0.45 - 0.6m	0.3 - 0.6m	11/m2
Cf	Cordyline fruticosa Negra	Cordyline	200mm	4	N/A	1.5 - 3m	0.9 - 1.2m	11/m2
Cb	Ctenanthe burle marxii	Fishbone prayer plant	200mm	25	N/A	0.30 - 0.45m	0.3 - 0.6m	11/m2
Ih	Iresine herbstii	Blood leaf	200mm	4	N/A	0.75 - 0.9m	0.3 - 0.6m	11/m2
Pz	Philodendron 'Xanadu'	Xanadu	300mm	25	N/A	0.3 - 1m	0.5 - 1m	11/m2
Total:				146				
Grasses / Groundcovers								
Alc	Alpinia caerulea	Native Ginger	Tube	4	N/A	0.45 - 0.6m	0.3 - 0.6m	11/m2
Dc	Dianella caerulea 'Little Jess'	Little Jess	Tube	18	N/A	0.45 - 0.6m	0.3 - 0.6m	11/m2
Dre	Dichondra repens	Kidney Weed	Tube	4	N/A	0.0 - 0.3m	0.9 - 1.2m	11/m2
Dsf	Dichondra 'Silver Falls'	Silver Falls	Tube	30	N/A	0.0 - 0.3m	0.9 - 1.2m	11/m2
Lm	Liriope muscari 'Just Right'	Liriope	Tube	30	N/A	0.0 - 0.3m	0.0 - 0.3m	11/m2
Ng	Neomerica gracilis	Walking Iris	Tube	18	N/A	0.75 - 0.9m	0.0 - 0.3m	11/m2
Vh	Viola hederacea			30	N/A	0.45 - 0.6m	0.3 - 0.6m	11/m2
Total:				134				

PLANT SCHEDULE: MIX 5 - 32m2

Category / ID	Botanical Name	Common Name	Pot Size	Qty	Calliper	Mature Height	Mature Spread	Rate / m
Grasses								
Fn	Ficinia nodosa	knobby club-rush	Tube	176	N/A	0.75 - 0.9m	0.0 - 0.3m	11/m2
Lht	Lomandra longifolia 'Tanika'	Spiny-headed mat rush	Tube	176	N/A	0.45 - 0.6m	0.6 - 0.9m	11/m2
				0	N/A			11/m2
Total:				352				

PLANT SCHEDULE: TURF/HYDROSEED

Category / ID	Botanical Name	Common Name	Sq/m
Turf			
	Elymus repens	Couch grass	1040m2
Hydroseed			
			2782m2

NSW GOVERNMENT | Planning & Environment

Issued under the Environmental Planning and Assessment Act 1979

Approved Application No. SSD 9113

granted on the 27 FEB 2019

Signed .....

Sheet No. 33 of 67

STATUS

DRAFT TENDER

NOTES

Check all dimensions and site conditions prior to commencement of any work, the purchasing or ordering of any materials, fitting, plant services or equipment and the fabrication of any components.

Do not scale drawings - refer to figured dimensions only. Any discrepancies shall immediately be referred to the landscape architect for clarification.

All drawings may not be reproduced or distributed without prior permission from the landscape architect.

WARNING

DIAL BEFORE YOU DIG www.1100.com.au

Services shown on this drawing are approximate only. The exact location is to be confirmed on site by contractor prior to commencement of work.

REV	DATE	AMENDMENTS
A	10/08/18	DRAFT TENDER
B	21/8/18	TENDER
C	31/8/18	TENDER
D	13/9/18	TENDER
E	13/12/18	FOR INFORMATION

CONSULTANTS

ARCHITECT
BVN
255 Pitt St
Sydney NSW 2000
T +612 8297 7200

CIVIL ENGINEER
ACOR
1/33 Herbert St
St Leonards NSW 2065
T +612 9438 5098

NOTE:
REFER TO THE SPECIFICATION SCHEDULE + DETAILS FOR DETAILED SELECTION INFORMATION.

REFER TO CIVIL ENGINEERS DRAWING FOR:
- LEVELS AND GRADING INFORMATION
- PIT AND PIPE LOCATIONS
- DRAINAGE POINTS AND FALLS

REFERTO ELECTRICAL ENGINEERS DRAWINGS FOR LIGHTING DETAIL.

NOT FOR CONSTRUCTION

ASPECT Studios™
ASPECT Studios Pty Ltd
Level 1, 76-80 George Street
Redfern NSW 2016 Australia
+61 2 9699 7182
www.aspect-studios.com
sydney@aspect-studios.com

CLIENT
LENDLEASE
Level 14, Tower Three
International Towers Sydney
Barangaroo NSW 2000

PROJECT
Randwick Hospital Campus

DRAWING
Planting Schedule

DRAWN	CHECKED	SCALE @ A1
TL | CK	SB | KL	NTS

DRAWING NO
S17032-LA-350

REVISION
E

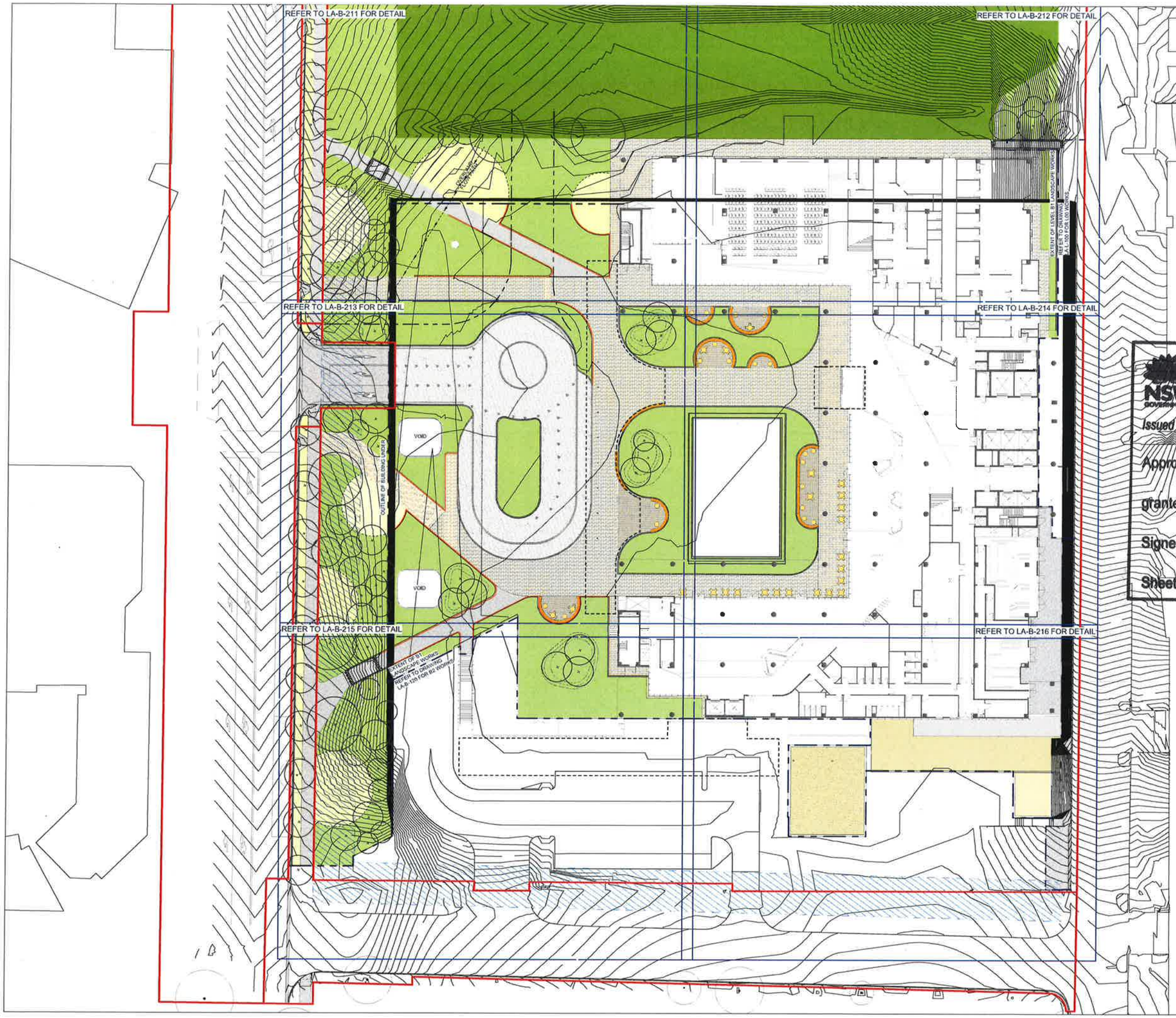

STATUS

FOR INFORMATION

N

NOTES

Check all dimensions and site conditions prior to commencement of any work, the purchasing or ordering of any materials, fitting, plant services or equipment and the fabrication of any components.

Do not scale drawings - refer to figured dimensions only. Any discrepancies shall immediately be referred to the landscape architect for clarification.

All drawings may not be reproduced or distributed without prior permission from the landscape architect.

WARNING

DIAL BEFORE YOU DIG www.1100.com.au

Services shown on this drawing are approximate only. The exact location is to be confirmed on site by contractor prior to commencement of work.

REV	DATE	AMENDMENTS
A	26/05/2018	PRELIMINARY TENDER
B	10/08/2018	DRAFT TENDER
C	08/08/2018	FOR COORDINATION
D	20/08/2018	TENDER
E	31/8/18	TENDER
F	4/9/18	TENDER
G	13/12/18	FOR INFORMATION

NSW GOVERNMENT Planning & Environment

Issued under the Environmental Planning and Assessment Act 1979

Approved Application No. SSD 9113

granted on the 27 FEB 2019

Signed EW

Sheet No. 34 of 67

NOTE:
REFER TO THE SPECIFICATION SCHEDULE + DETAILS FOR DETAILED SELECTION INFORMATION.

REFER TO CIVIL ENGINEERS DRAWING FOR:
- LEVELS AND GRADING INFORMATION
- PIT AND PIPE LOCATIONS
- DRAINAGE POINTS AND FALLS

REFERTO ELECTRICAL ENGINEERS DRAWINGS FOR LIGHTING DETAIL.

NOT FOR CONSTRUCTION

ASPECT Studios™

ASPECT Studios Pty Ltd
Level 1, 78-80 George Street
Redfern NSW 2016 Australia
+61 2 9699 7182
www.aspect-studios.com
sydney@aspect-studios.com

CLIENT
LENDLEASE
Level 14, Tower Three
International Towers Sydney
Barangaroo NSW 2000

PROJECT
Randwick Hospital Campus

DRAWING
General Arrangement Plan Level B1
Sheet 2 of 6

DRAWN	CHECKED	SCALE @ A1
TL | CK	JH | KL	1:300

DRAWING NO. S17032-LA-B-110

REVISION G

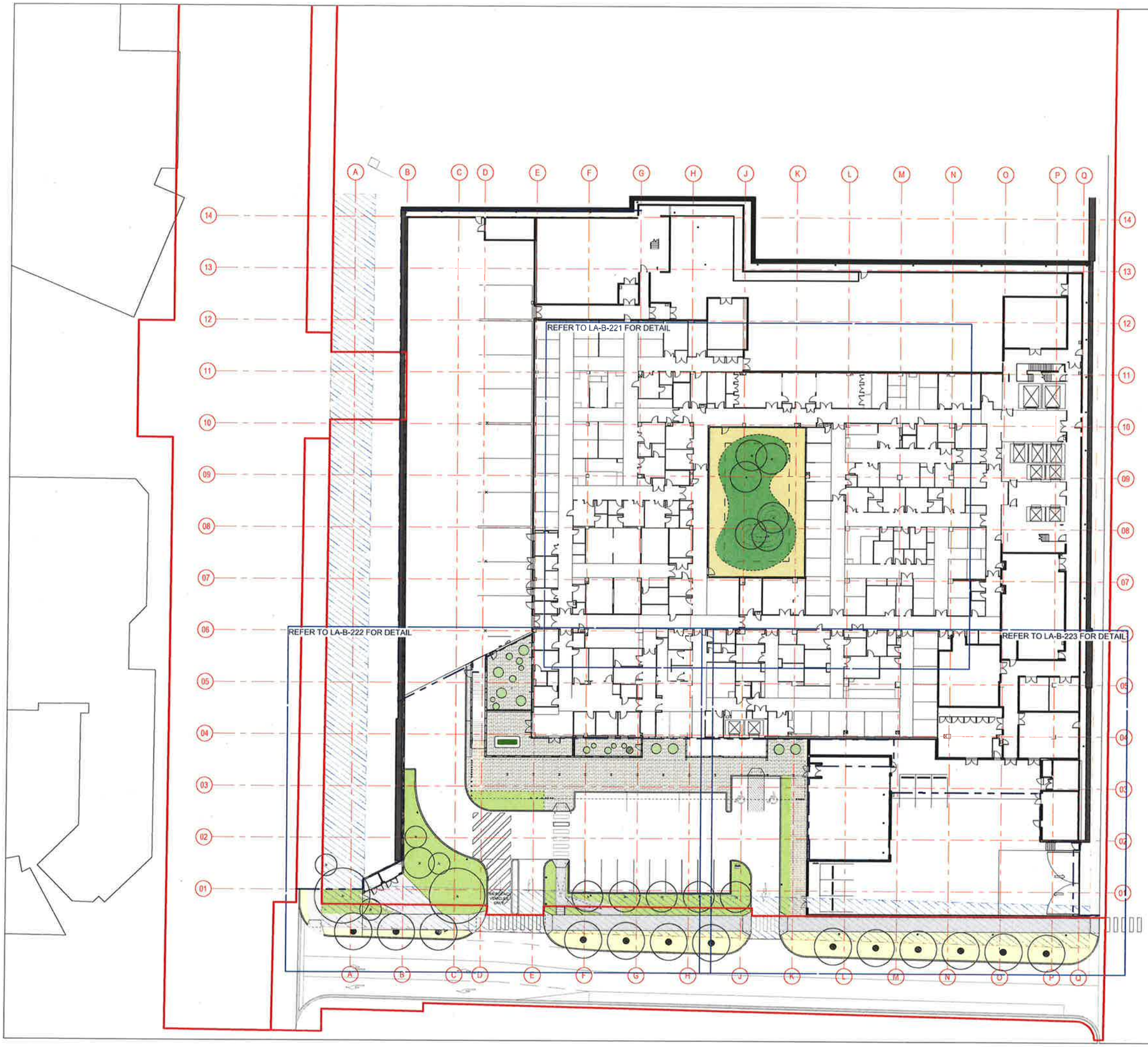

STATUS

FOR INFORMATION

N

NOTES

Check all dimensions and site conditions prior to commencement of any work, the purchasing or ordering of any materials, fitting, plant services or equipment and the fabrication of any components.

Do not scale drawings - refer to figured dimensions only. Any discrepancies shall immediately be referred to the landscape architect for clarification.

All drawings may not be reproduced or distributed without prior permission from the landscape architect.

WARNING

DIAL BEFORE YOU DIG www.1100.com.au

Services shown on this drawing are approximate only. The exact location is to be confirmed on site by contractor prior to commencement of work.

REV	DATE	AMENDMENTS
A	28/06/2018	PRELIMINARY TENDER
B	10/08/2018	DRAFT TENDER
C	08/08/2018	FOR COORDINATION
D	20/08/2018	TENDER
E	31/8/18	TENDER
F	22/11/18	FOR COORDINATION
G	11/12/18	FOR INFORMATION
H	13/12/18	FOR INFORMATION

NSW GOVERNMENT Planning & Environment

Issued under the Environmental Planning and Assessment Act 1979

Approved Application No. SSD 9113

granted on the 27 FEB 2019

Signed EW

Sheet No. 35 of 67

NOTE:
REFER TO THE SPECIFICATION SCHEDULE + DETAILS FOR DETAILED SELECTION INFORMATION.

REFER TO CIVIL ENGINEERS DRAWING FOR:
- LEVELS AND GRADING INFORMATION
- PIT AND PIPE LOCATIONS
- DRAINAGE POINTS AND FALLS

REFERTO ELECTRICAL ENGINEERS DRAWINGS FOR LIGHTING DETAIL.

NOT FOR CONSTRUCTION

ASPECT Studios™

ASPECT Studios Pty Ltd
Level 1, 79-80 George Street
Redfern NSW 2016 Australia
+61 2 9699 7182
www.aspect-studios.com
sydney@aspect-studios.com

CLIENT
LENDLEASE
Level 14, Tower Three
International Towers Sydney
Barangaroo NSW 2000

PROJECT
Randwick Hospital Campus

DRAWING
General Arrangement Plan Level B2
Sheet 1 of 6

DRAWN	CHECKED	SCALE @ A1
TL | CK	JH | KL	1:300

DRAWING NO. S17032-LA-B-120

REVISION H

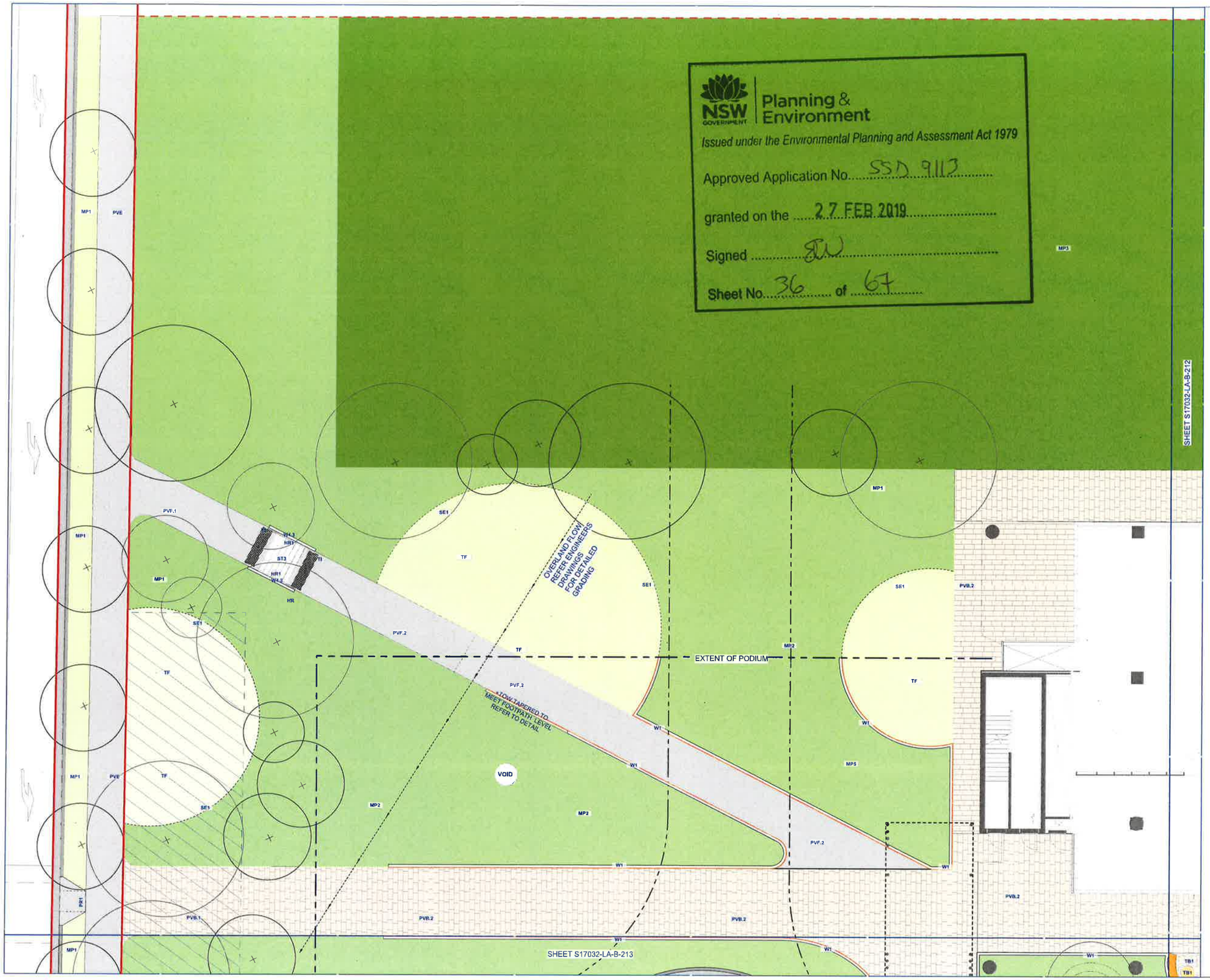

Planning & Environment
NSW GOVERNMENT
Issued under the Environmental Planning and Assessment Act 1979
Approved Application No. SSD 9117
granted on the 27 FEB 2019
Signed
Sheet No. 36 of 67

STATUS

FOR INFORMATION

N

NOTES

Check all dimensions and site conditions prior to commencement of any work, the purchasing or ordering of any materials, fitting, plant services or equipment and the fabrication of any components.

Do not scale drawings - refer to figured dimensions only. Any discrepancies shall immediately be referred to the landscape architect for clarification.

All drawings may not be reproduced or distributed without prior permission from the landscape architect.

WARNING

DIAL BEFORE YOU DIG www.1100.com.au

Services shown on this drawing are diagrammatic only. The exact location is to be confirmed on site by contractor prior to commencement of work.

REV	DATE	AMENDMENTS
A	10/08/18	DRAFT TENDER
B	20/8/18	TENDER
C	31/8/18	TENDER
D	13/12/18	FOR INFORMATION

CONSULTANTS

ARCHITECT
BVN
255 Pitt St
Sydney NSW 2000
T +612 8297 7200

CIVIL ENGINEER
ACOR
1/33 Herbert St
St Leonards NSW 2065
T +612 9438 5098

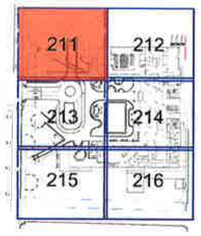

NOTE:
REFER TO THE SPECIFICATION SCHEDULE + DETAILS FOR DETAILED SELECTION INFORMATION.

REFER TO CIVIL ENGINEERS DRAWING FOR:
- LEVELS AND GRADING INFORMATION
- PIT AND PIPE LOCATIONS
- DRAINAGE POINTS AND FALLS

REFERTO ELECTRICAL ENGINEERS DRAWINGS FOR LIGHTING DETAIL.

NOT FOR CONSTRUCTION

ASPECT Studios™

ASPECT Studios Pty Ltd
Level 1, 78-80 George Street
Redfern NSW 2016 Australia
+61 2 9699 7182
www.aspect-studios.com
sydney@aspect-studios.com

CLIENT

LENDLEASE
Level 14, Tower Three
International Towers Sydney
Barangaroo NSW 2000

PROJECT

Randwick Hospital Campus

DRAWING

Materials & Finishes Plan Level - B1
Sheet 4 of 16

DRAWN	CHECKED	SCALE @ A1
TL | CK	JH | KL	1:100

DRAWING NO. S17032-LA-B-211

REVISION D

NSW GOVERNMENT | Planning & Environment

Issued under the Environmental Planning and Assessment Act 1979

Approved Application No. SSD 9113

granted on the 27 FEB 2019

Signed .....

Sheet No. 37 of 67

STATUS

FOR INFORMATION

N

NOTES

Check all dimensions and site conditions prior to commencement of any work, the purchasing or ordering of any materials, fitting, plant services or equipment and the fabrication of any components.

Do not scale drawings - refer to figured dimensions only. Any discrepancies shall immediately be referred to the landscape architect for clarification.

All drawings may not be reproduced or distributed without prior permission from the landscape architect.

WARNING

DIAL BEFORE YOU DIG www.1100.com.au

Services shown on this drawing are approximate only. The exact location is to be confirmed on site by contractor prior to commencement of work.

REV	DATE	AMENDMENTS
A	10/08/18	DRAFT TENDER
B	20/8/18	TENDER +
C	31/8/18	TENDER
D	13/12/18	FOR INFORMATION

CONSULTANTS

ARCHITECT
BVN
255 Pitt St
Sydney NSW 2000
T +612 8297 7200

CIVIL ENGINEER
ACOR
1/33 Herbert St
St Leonards NSW 2065
T +612 9438 5098

NOTE:
REFER TO THE SPECIFICATION SCHEDULE + DETAILS FOR DETAILED SELECTION INFORMATION.

REFER TO CIVIL ENGINEERS DRAWING FOR:
- LEVELS AND GRADING INFORMATION
- PIT AND PIPE LOCATIONS
- DRAINAGE POINTS AND FALLS

REFERTO ELECTRICAL ENGINEERS DRAWINGS FOR LIGHTING DETAIL.

NOT FOR CONSTRUCTION

ASPECT Studios™

ASPECT Studios Pty Ltd
Level 1, 79-80 George Street
Redfern NSW 2016 Australia
+61 2 9699 7182
www.aspect-studios.com
sydney@aspect-studios.com

CLIENT

LENDLEASE
Level 14, Tower Three
International Towers Sydney
Barangaroo NSW 2000

PROJECT

Randwick Hospital Campus

DRAWING

Materials & Finishes Plan Level - B1
Sheet 5 of 16

DRAWN	CHECKED	SCALE @ A1
TL | CK	JH | KL	1:100

DRAWING NO. S17032-LA-B-212

REVISION D

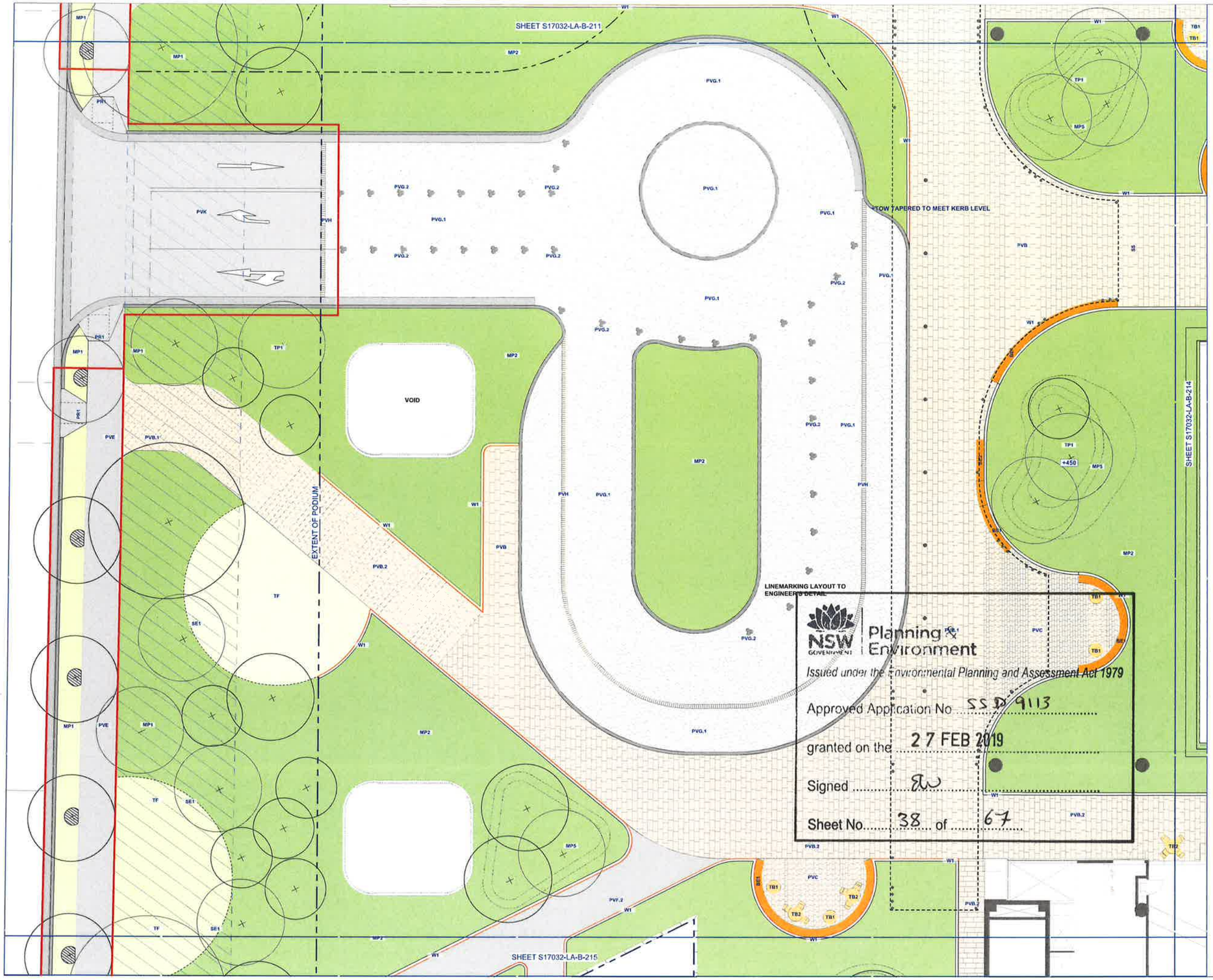

Planning & Environment
NSW GOVERNMENT
Issued under the Environmental Planning and Assessment Act 1979
Approved Application No. SSD 9113
granted on the 27 FEB 2019
Signed ...
Sheet No. 38 of 67

STATUS

FOR INFORMATION

N

NOTES

Check all dimensions and site conditions prior to commencement of any work, the purchasing or ordering of any materials, fitting, plant services or equipment and the fabrication of any components.

Do not scale drawings - refer to figured dimensions only. Any discrepancies shall immediately be referred to the landscape architect for clarification.

All drawings may not be reproduced or distributed without prior permission from the landscape architect.

WARNING

DIAL BEFORE YOU DIG www.1100.com.au

Services shown on this drawing are approximate only. The exact location is to be determined on site by contractor prior to commencement of work.

REV	DATE	AMENDMENTS
A	10/08/18	DRAFT TENDER
B	20/8/18	TENDER
C	31/8/18	TENDER
D	4/9/18	TENDER
E	13/12/18	FOR INFORMATION

CONSULTANTS

ARCHITECT
BVN
255 Pitt St
Sydney NSW 2000
T +612 8297 7200

CIVIL ENGINEER
ACOR
1/33 Herbert St
St Leonards NSW 2065
T +612 9438 5098

NOTE:
REFER TO THE SPECIFICATION SCHEDULE + DETAILS FOR DETAILED SELECTION INFORMATION.

REFER TO CIVIL ENGINEERS DRAWING FOR:
- LEVELS AND GRADING INFORMATION
- PIT AND PIPE LOCATIONS
- DRAINAGE POINTS AND FALLS

REFERTO ELECTRICAL ENGINEERS DRAWINGS FOR LIGHTING DETAIL.

NOT FOR CONSTRUCTION

ASPECT Studios™

ASPECT Studios Pty Ltd
Level 1, 79-80 George Street
Redfern NSW 2016 Australia
+61 2 9699 7182
www.aspect-studios.com
sydney@aspect-studios.com

CLIENT
LENDLEASE
Level 14, Tower Three
International Towers Sydney
Barangaroo NSW 2000

PROJECT
Randwick Hospital Campus

DRAWING
Materials & Finishes Plan Level - B1
Sheet 6 of 16

DRAWN	CHECKED	SCALE @ A1
TL | CK	JH | KL	1:100

DRAWING NO. S17032-LA-B-213
REVISION E

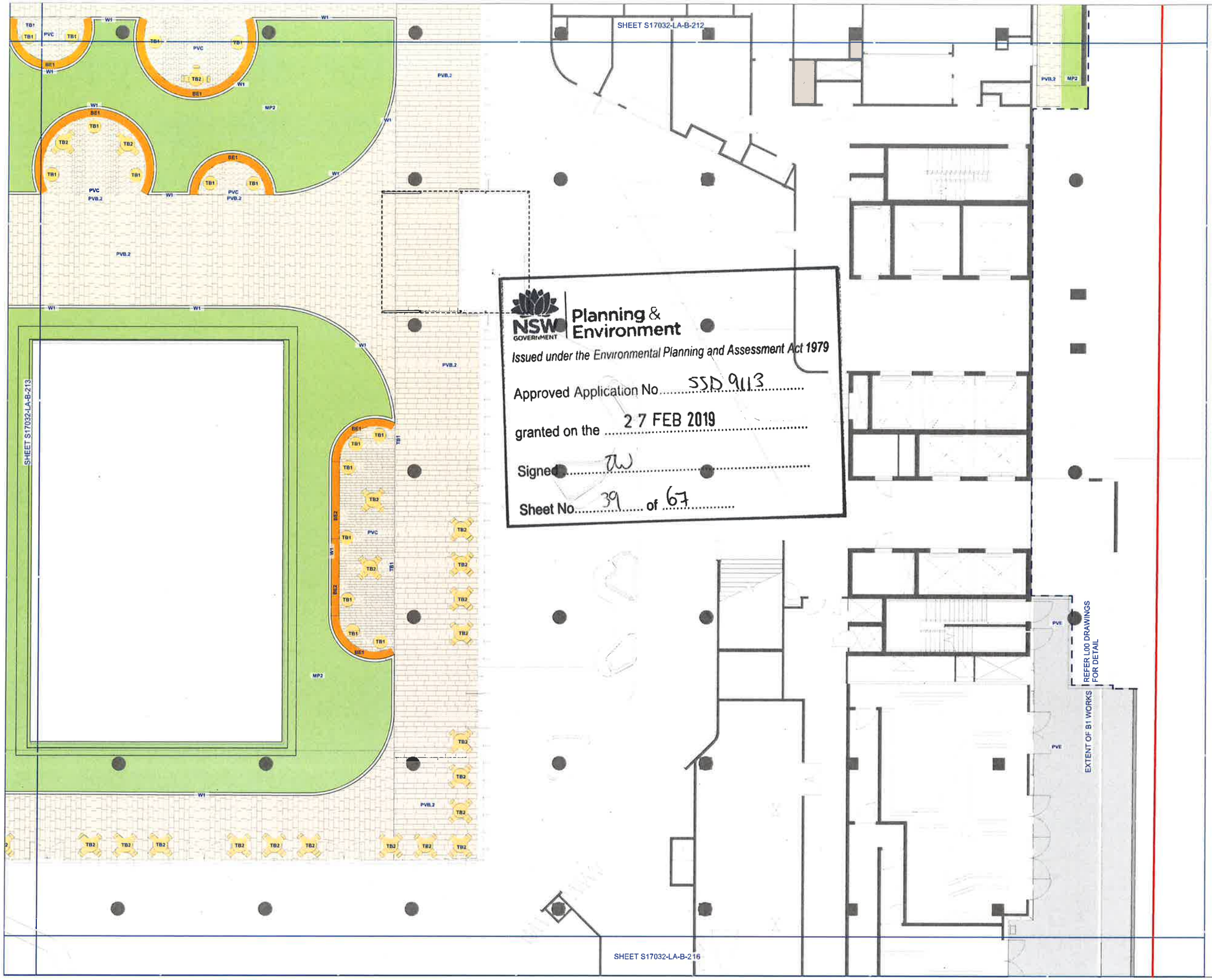

NSW GOVERNMENT Planning & Environment

Issued under the Environmental Planning and Assessment Act 1979

Approved Application No. SSD 9113

granted on the 27 FEB 2019

Signed TW

Sheet No. 39 of 67

STATUS

FOR INFORMATION

N

NOTES

Check all dimensions and site conditions prior to commencement of any work, the purchasing or ordering of any materials, fitting, plant services or equipment and the fabrication of any components.

Do not scale drawings - refer to figured dimensions only. Any discrepancies shall immediately be referred to the landscape architect for clarification.

All drawings may not be reproduced or distributed without prior permission from the landscape architect.

WARNING

DIAL BEFORE YOU DIG www.1100.com.au

Services shown on this drawing are approximate only. The exact location is to be confirmed on site by contractor prior to commencement of work.

REV	DATE	AMENDMENTS
A	10/08/18	DRAFT TENDER
B	20/8/18	TENDER
C	31/8/18	TENDER
D	13/12/18	FOR INFORMATION

CONSULTANTS

ARCHITECT
BVN
255 Pitt St
Sydney NSW 2000
T +612 8297 7200

CIVIL ENGINEER
ACOR
1/33 Herbert St
St Leonards NSW 2065
T +612 9438 5098

NOTE:
REFER TO THE SPECIFICATION SCHEDULE + DETAILS FOR DETAILED SELECTION INFORMATION.

REFER TO CIVIL ENGINEERS DRAWING FOR:
- LEVELS AND GRADING INFORMATION
- PIT AND PIPE LOCATIONS
- DRAINAGE POINTS AND FALLS

REFERTO ELECTRICAL ENGINEERS DRAWINGS FOR LIGHTING DETAIL.

NOT FOR CONSTRUCTION

ASPECT Studios™

ASPECT Studios Pty Ltd
Level 1, 78-80 George Street
Redfern NSW 2016 Australia
+61 2 9698 7182
www.aspect-studios.com
sydney@aspect-studios.com

CLIENT
LENDLEASE
Level 14, Tower Three
International Towers Sydney
Barangaroo NSW 2000

PROJECT
Randwick Hospital Campus

DRAWING
Materials & Finishes Plan Level - B1
Sheet 7 of 16

DRAWN	CHECKED	SCALE @ A1
TL | CK	JH | KL	1:100

DRAWING NO. S17032-LA-B-214

REVISION D

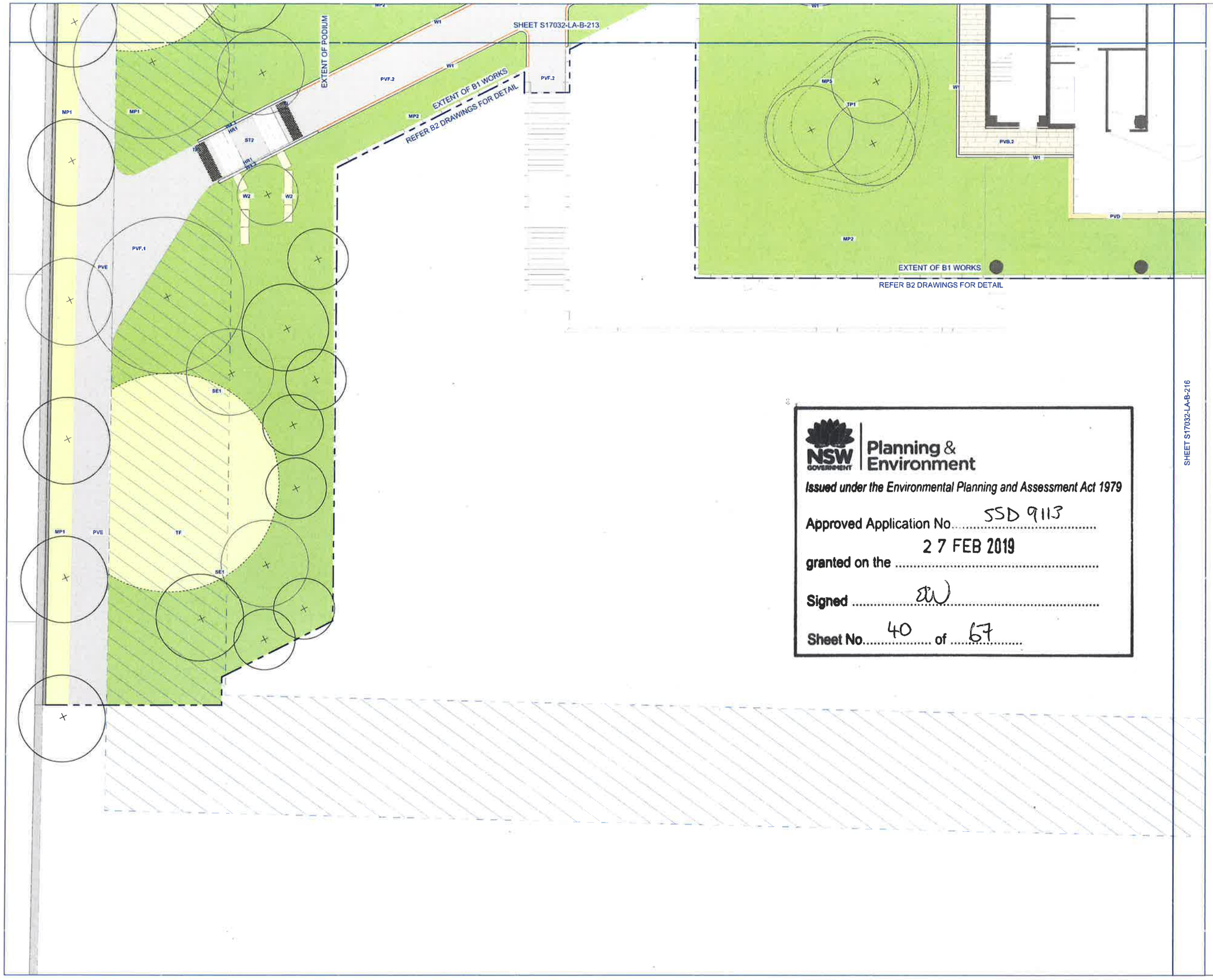

NSW GOVERNMENT | Planning & Environment

Issued under the Environmental Planning and Assessment Act 1979

Approved Application No. SSD 9113

granted on the 27 FEB 2019

Signed .....

Sheet No. 40 of 67

STATUS

FOR INFORMATION

N

NOTES

Check all dimensions and site conditions prior to commencement of any work, the purchasing or ordering of any materials, fitting, plant services or equipment and the fabrication of any components.

Do not scale drawings - refer to figured dimensions only. Any discrepancies shall immediately be referred to the landscape architect for clarification.

All drawings may not be reproduced or distributed without prior permission from the landscape architect.

WARNING

DIAL BEFORE YOU DIG www.1100.com.au

Services shown on this drawing are approximate only. The exact location is to be confirmed on site by contractor prior to commencement of work.

REV	DATE	AMENDMENTS
A	10/08/18	DRAFT TENDER
B	20/8/18	TENDER
C	31/8/18	TENDER
D	4/9/18	TENDER
E	13/12/18	FOR INFORMATION

CONSULTANTS

ARCHITECT
BVN
255 Pitt St
Sydney NSW 2000
T +612 8287 7200

CIVIL ENGINEER
ACOR
1/33 Herbert St
St Leonards NSW 2065
T +612 9438 5098

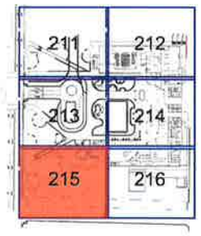

NOTE:
REFER TO THE SPECIFICATION SCHEDULE + DETAILS FOR DETAILED SELECTION INFORMATION.

REFER TO CIVIL ENGINEERS DRAWING FOR:
- LEVELS AND GRADING INFORMATION
- PIT AND PIPE LOCATIONS
- DRAINAGE POINTS AND FALLS

REFERTO ELECTRICAL ENGINEERS DRAWINGS FOR LIGHTING DETAIL.

NOT FOR CONSTRUCTION

ASPECT Studios™

ASPECT Studios Pty Ltd
Level 1, 78-80 George Street
Redfern NSW 2016 Australia
+61 2 9699 7182
www.aspect-studios.com
sydney@aspect-studios.com

CLIENT
LENDLEASE
Level 14, Tower Three
International Towers Sydney
Barangaroo NSW 2000

PROJECT
Randwick Hospital Campus

DRAWING
Materials & Finishes Plan Level - B1
Sheet 8 of 16

DRAWN	CHECKED	SCALE @ A1
TL | CK	SB | KL	1:100

DRAWING NO. S17032-LA-B-215

REVISION E

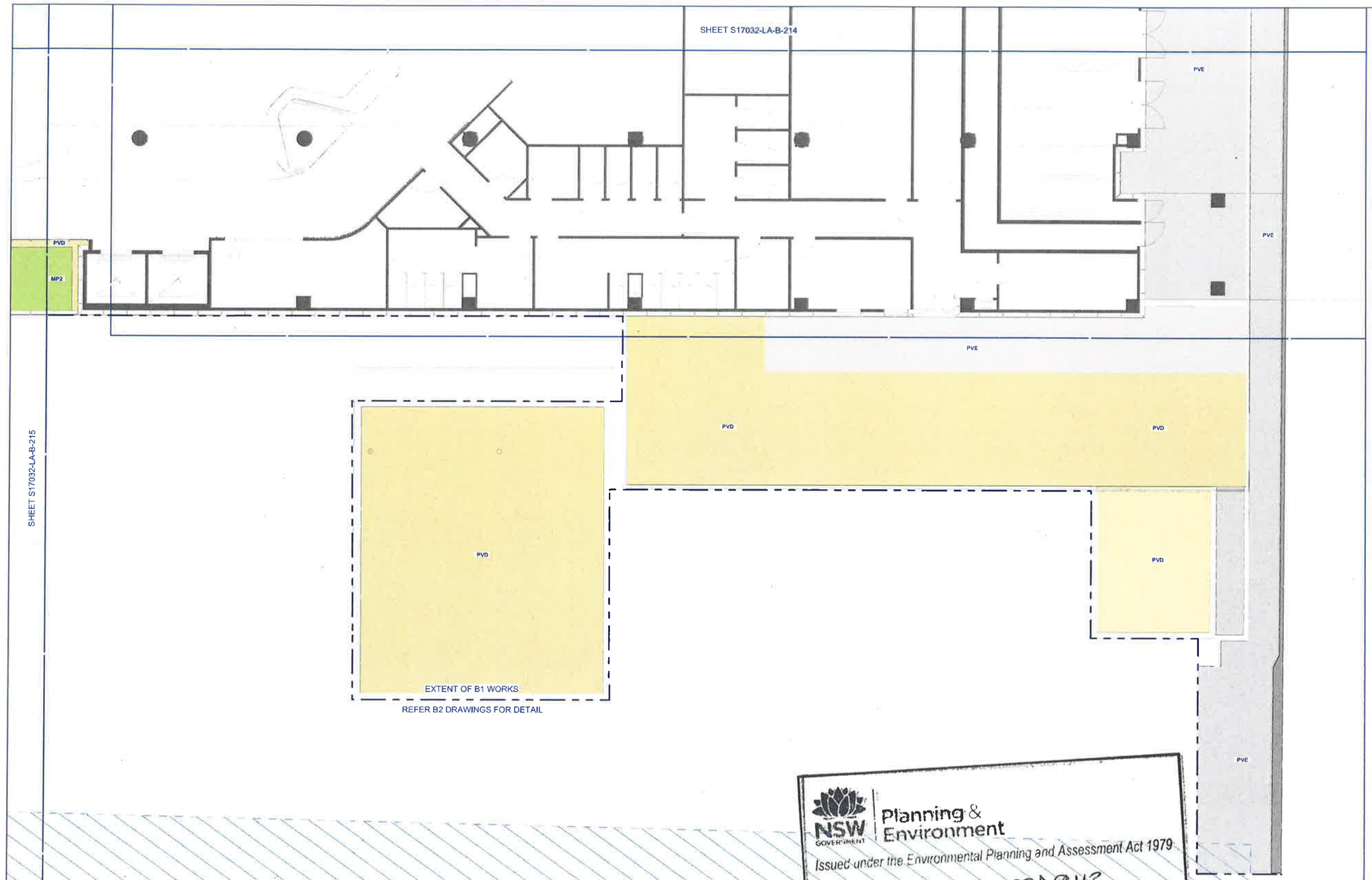

Planning & Environment
NSW GOVERNMENT
Issued under the Environmental Planning and Assessment Act 1979
Approved Application No. SSD 9113
granted on the 27 FEB 2019
Signed
Sheet No. 41 of 67

STATUS

FOR INFORMATION

N

NOTES

Check all dimensions and site conditions prior to commencement of any work, the purchasing or ordering of any materials, fitting, plant services or equipment and the fabrication of any components.

Do not scale drawings - refer to figured dimensions only. Any discrepancies shall immediately be referred to the landscape architect for clarification.

All drawings may not be reproduced or distributed without prior permission from the landscape architect.

WARNING

DIAL BEFORE YOU DIG www.1100.com.au

Services shown on this drawing are approximate only. Pre-exist location is to be confirmed on site by contractor prior to commencement of work.

REV	DATE	AMENDMENTS
A	10/08/18	DRAFT TENDER
B	20/8/18	TENDER
C	31/8/18	TENDER
D	13/12/18	FOR INFORMATION

CONSULTANTS

ARCHITECT
BVN
255 Pitt St
Sydney NSW 2000
T +612 8297 7200

CIVIL ENGINEER
ACOR
1/33 Herbert St
St Leonards NSW 2065
T +612 9438 5098

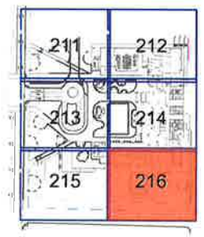

NOTE:
REFER TO THE TECHNICAL SPECIFICATION + DETAILS FOR DETAILED SELECTION INFORMATION.

NOT FOR CONSTRUCTION

ASPECT Studios™
ASPECT Studios Pty Ltd
Level 1, 79-80 George Street
Redfern NSW 2016 Australia
+61 2 9699 7182
www.aspect-studios.com
sydney@aspect-studios.com

CLIENT
LENDLEASE
Level 14, Tower Three
International Towers Sydney
Barangaroo NSW 2000

PROJECT
Randwick Hospital Campus

DRAWING
Materials & Finishes Plan Level - B1
Sheet 9 of 16

DRAWN	CHECKED	SCALE @ A1
TL | CK	JH | KL	1:100

DRAWING NO. S17032-LA-B-216
REVISION D

NSW GOVERNMENT Planning & Environment

Issued under the Environmental Planning and Assessment Act 1979

Approved Application No. SSD 9113

granted on the 27 FEB 2019

Signed

Sheet No. 42 of 67

STATUS

FOR INFORMATION

N

NOTES

Check all dimensions and site conditions prior to commencement of any work, the purchasing or ordering of any materials, fitting, plant services or equipment and the fabrication of any components.

Do not scale drawings - refer to figured dimensions only. Any discrepancies shall immediately be referred to the landscape architect for clarification.

All drawings may not be reproduced or distributed without prior permission from the landscape architect.

WARNING

DIAL BEFORE YOU DIG www.1100.com.au

Services shown on this drawing are approximate only. The exact location is to be confirmed on site by contractor prior to commencement of work.

REV	DATE	AMENDMENTS
A	10/08/18	DRAFT TENDER
B	20/8/18	TENDER
C	31/8/18	TENDER
D	11/12/18	FOR INFORMATION
E	13/12/18	FOR INFORMATION

CONSULTANTS

ARCHITECT
BVN
255 Pitt St
Sydney NSW 2000
T +612 8297 7200

CIVIL ENGINEER
ACOR
1/33 Herbert St
St Leonards NSW 2065
T +612 9438 5098

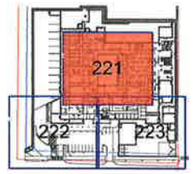

NOTE:
REFER TO THE SPECIFICATION SCHEDULE + DETAILS FOR DETAILED SELECTION INFORMATION.

REFER TO CIVIL ENGINEERS DRAWING FOR:
- LEVELS AND GRADING INFORMATION
- PIT AND PIPE LOCATIONS
- DRAINAGE POINTS AND FALLS

REFERTO ELECTRICAL ENGINEERS DRAWINGS FOR LIGHTING DETAIL.

NOT FOR CONSTRUCTION

ASPECT Studios™

ASPECT Studios Pty Ltd
Level 1, 79-80 George Street
Rofem NSW 2016 Australia
+61 2 9699 7182
www.aspect-studios.com
sydney@aspect-studios.com

CLIENT

LENDLEASE
Level 14, Tower Three
International Towers Sydney
Barangaroo NSW 2000

PROJECT

Randwick Hospital Campus

DRAWING

Materials & Finishes Plan Level - B2
Sheet 1 of 16

DRAWN	CHECKED	SCALE @ A1
TL | CK	JH | KL	1:100

DRAWING NO. S17032-LA-B-221

REVISION E

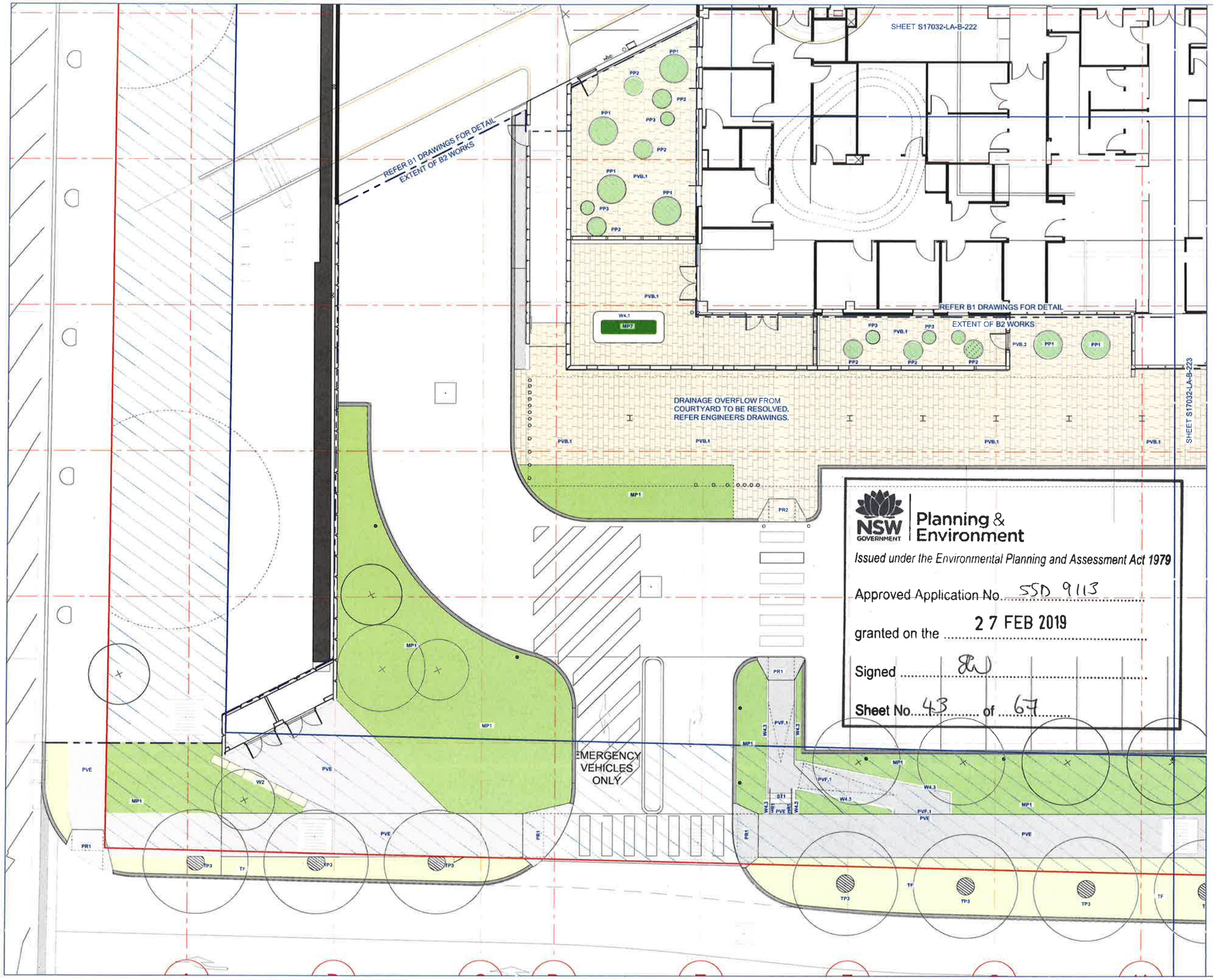

STATUS

FOR INFORMATION

NOTES

Check all dimensions and site conditions prior to commencement of any work, the purchasing or ordering of any materials, fitting, plant services or equipment and the fabrication of any components.

Do not scale drawings - refer to figured dimensions only. Any discrepancies shall immediately be referred to the landscape architect for clarification.

All drawings may not be reproduced or distributed without prior permission from the landscape architect.

WARNING

DIAL BEFORE YOU DIG www.1100.com.au

Services shown on this drawing are approximate only. The exact location is to be confirmed on site by contractor prior to commencement of work.

REV	DATE	AMENDMENTS
A	10/08/18	DRAFT TENDER
B	20/8/18	TENDER
C	31/8/18	TENDER
D	4/9/18	TENDER
E	11/12/18	FOR INFORMATION
F	13/12/18	FOR INFORMATION

CONSULTANTS

ARCHITECT
BVN
255 Pitt St
Sydney NSW 2000
T +612 8297 7200

CIVIL ENGINEER
ACOR
1/33 Herbert St
St Leonards NSW 2065
T +612 9438 5098

NSW GOVERNMENT | Planning & Environment

Issued under the Environmental Planning and Assessment Act 1979

Approved Application No. SSD 9113

granted on the 27 FEB 2019

Signed .....

Sheet No. 43 of 67

NOTE:
REFER TO THE SPECIFICATION SCHEDULE + DETAILS FOR DETAILED SELECTION INFORMATION.

REFER TO CIVIL ENGINEERS DRAWING FOR:
- LEVELS AND GRADING INFORMATION
- PIT AND PIPE LOCATIONS
- DRAINAGE POINTS AND FALLS

REFERTO ELECTRICAL ENGINEERS DRAWINGS FOR LIGHTING DETAIL.

NOT FOR CONSTRUCTION

ASPECT Studios™

ASPECT Studios Pty Ltd
Level 1, 76-80 George Street
Redfern NSW 2016 Australia
+61 2 9698 7182
www.aspect-studios.com
sydney@aspect-studios.com

CLIENT

LENDLEASE
Level 14, Tower Three
International Towers Sydney
Barangaroo NSW 2000

PROJECT

Randwick Hospital Campus

DRAWING

Materials & Finishes Plan Level - B2
Sheet 2 of 16

DRAWN	CHECKED	SCALE @ A1
TL | CK	JH | KL	1:100

DRAWING NO. S17032-LA-B-222

REVISION F

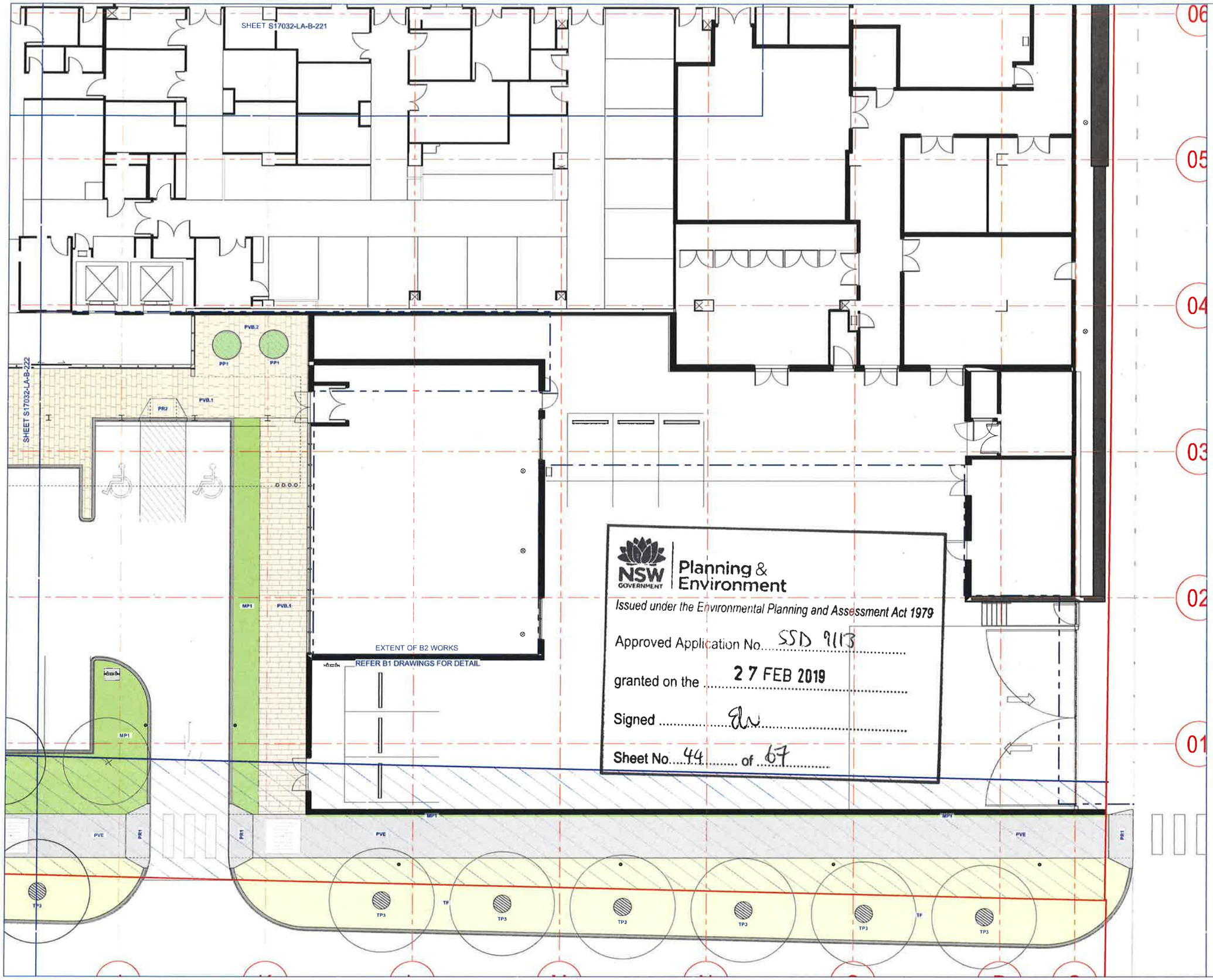

NSW GOVERNMENT | Planning & Environment

Issued under the Environmental Planning and Assessment Act 1979

Approved Application No. SSD 9113

granted on the 27 FEB 2019

Signed .....

Sheet No. 44 of 67

STATUS

FOR INFORMATION

N

NOTES

Check all dimensions and site conditions prior to commencement of any work, the purchasing or ordering of any materials, fitting, plant services or equipment and the fabrication of any components.

Do not scale drawings - refer to figured dimensions only. Any discrepancies shall immediately be referred to the landscape architect for clarification.

All drawings may not be reproduced or distributed without prior permission from the landscape architect.

WARNING

DIAL BEFORE YOU DIG www.1100.com.au

Services shown on this drawing are approximate only. The exact location is to be confirmed on site by contractor prior to commencement of work.

REV	DATE	AMENDMENTS
A	10/08/18	DRAFT TENDER
B	20/8/18	TENDER
C	31/8/18	TENDER
D	11/12/18	FOR INFORMATION
E	13/12/18	FOR INFORMATION

CONSULTANTS

ARCHITECT
BVN
255 Pitt St
Sydney NSW 2000
T +612 8297 7200

CIVIL ENGINEER
ACOR
1/33 Herbert St
St Leonards NSW 2065
T +612 9438 5098

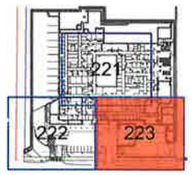

NOTE:
REFER TO THE SPECIFICATION SCHEDULE + DETAILS FOR DETAILED SELECTION INFORMATION.

REFER TO CIVIL ENGINEERS DRAWING FOR:
- LEVELS AND GRADING INFORMATION
- PIT AND PIPE LOCATIONS
- DRAINAGE POINTS AND FALLS

REFERTO ELECTRICAL ENGINEERS DRAWINGS FOR LIGHTING DETAIL.

NOT FOR CONSTRUCTION

ASPECT Studios™
ASPECT Studios Pty Ltd
Level 1, 79-80 George Street
Redfern NSW 2016 Australia
+61 2 9699 7182
www.aspect-studios.com
sydney@aspect-studios.com

CLIENT
LENDLEASE
Level 14, Tower Three
International Towers Sydney
Barangaroo NSW 2000

PROJECT
Randwick Hospital Campus

DRAWING
Materials & Finishes Plan Level - B2
Sheet 3 of 16

DRAWN	CHECKED	SCALE @ A1
TL | CK	JH | KL	1:100

DRAWING NO. S17032-LA-B-223

REVISION E

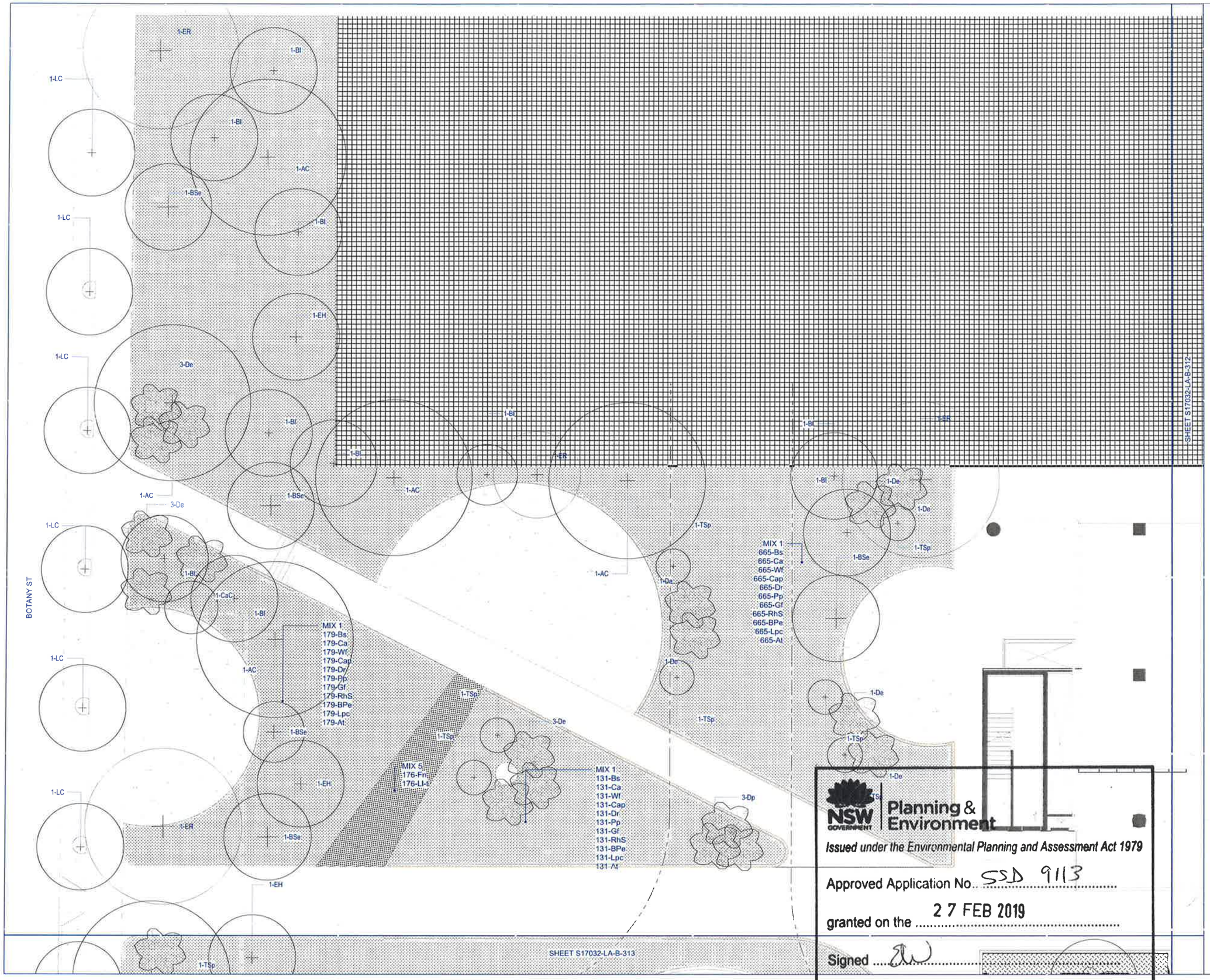

NSW GOVERNMENT | Planning & Environment

Issued under the Environmental Planning and Assessment Act 1979

Approved Application No. SSD 9113

granted on the 27 FEB 2019

Signed .....

Sheet No. 45 of 67

STATUS

DRAFT TENDER

N

NOTES

Check all dimensions and site conditions prior to commencement of any work, the purchasing or ordering of any materials, fitting, plant services or equipment and the fabrication of any components.

Do not scale drawings - refer to figured dimensions only. Any discrepancies shall immediately be referred to the landscape architect for clarification.

All drawings may not be reproduced or distributed without prior permission from the landscape architect.

WARNING

DIAL BEFORE YOU DIG www.1100.com.au

Services shown on this drawing are approximate only. The exact location is to be confirmed on site by contractor prior to commencement of work.

REV	DATE	AMENDMENTS
A	10/08/18	DRAFT TENDER
B	20/8/18	TENDER
C	13/12/18	FOR INFORMATION

CONSULTANTS

ARCHITECT
BVN
255 Pitt St
Sydney NSW 2000
T +612 8297 7200

CIVIL ENGINEER
ACOR
1/33 Herbert St
St Leonards NSW 2065
T +612 9438 5098

NOTE:
REFER TO THE TECHNICAL SPECIFICATION + DETAILS FOR DETAILED SELECTION INFORMATION.

NOT FOR CONSTRUCTION

ASPECT Studios™

ASPECT Studios Pty Ltd
Level 1, 78-80 George Street
Redfern NSW 2016 Australia
+61 2 9699 7182
www.aspect-studios.com
sydney@aspect-studios.com

CLIENT
LENDLEASE
Level 14, Tower Three
International Towers Sydney
Barangaroo NSW 2000

PROJECT
Randwick Hospital Campus

DRAWING
PLANTING PLAN - B1
Sheet 4 of 14

DRAWN	CHECKED	SCALE @ A1
TL | CK	JH | KL	1:100

DRAWING NO: S17032-LA-B-311

REVISION: C

NSW GOVERNMENT | Planning & Environment

Issued under the Environmental Planning and Assessment Act 1979

Approved Application No. SSD 9113

granted on the 27 FEB 2019

Signed

Sheet No. 46 of 67

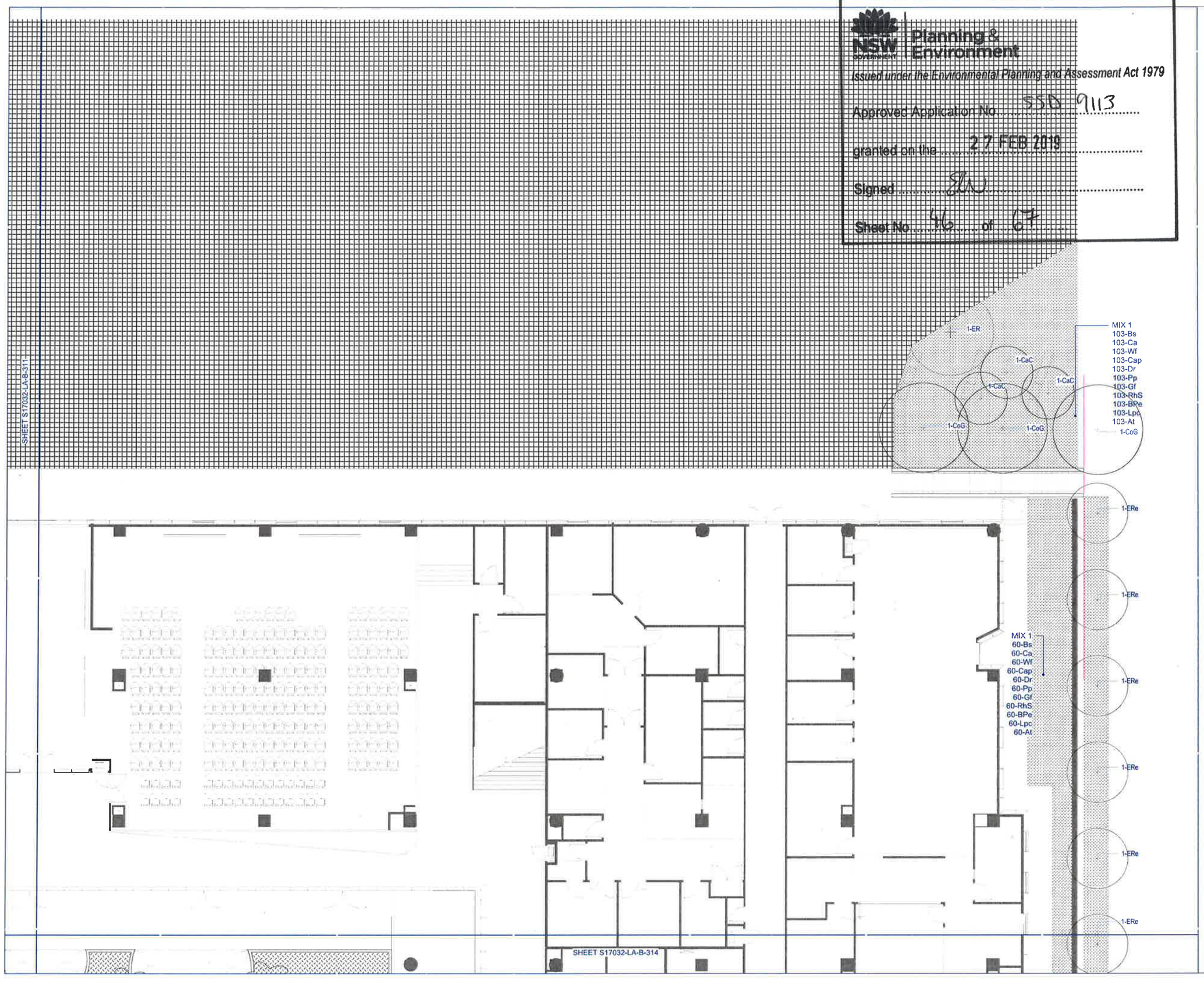

STATUS

DRAFT TENDER

N

NOTES

Check all dimensions and site conditions prior to commencement of any work, the purchasing or ordering of any materials, fitting, plant services or equipment and the fabrication of any components.

Do not scale drawings - refer to figured dimensions only. Any discrepancies shall immediately be referred to the landscape architect for clarification.

All drawings may not be reproduced or distributed without prior permission from the landscape architect.

WARNING

DIAL BEFORE YOU DIG www.1100.com.au

Services shown on this drawing are approximate only. The exact location is to be confirmed on site by contractor prior to commencing any work.

REV	DATE	AMENDMENTS
A	10/08/18	DRAFT TENDER
B	20/08/18	TENDER
C	13/12/18	FOR INFORMATION

CONSULTANTS

ARCHITECT
BVN
255 Pitt St
Sydney NSW 2000
T +612 8297 7200

CIVIL ENGINEER
ACOR
1/33 Herbert St
St Leonards NSW 2065
T +612 9438 5098

NOTE:
REFER TO THE TECHNICAL SPECIFICATION + DETAILS FOR DETAILED SELECTION INFORMATION.

NOT FOR CONSTRUCTION

ASPECT Studios™

ASPECT Studios Pty Ltd
Level 1, 78-80 George Street
Redfern NSW 2016 Australia
+61 2 9699 7182
www.aspect-studios.com
sydney@aspect-studios.com

CLIENT

LENDLEASE
Level 14, Tower Three
International Towers Sydney
Barangaroo NSW 2000

PROJECT

Randwick Hospital Campus

DRAWING

PLANTING PLAN - B1
Sheet 5 of 14

DRAWN	CHECKED	SCALE @ A1
TL | CK	JH | KL	1:100

DRAWING NO. S17032-LA-B-312

REVISION C

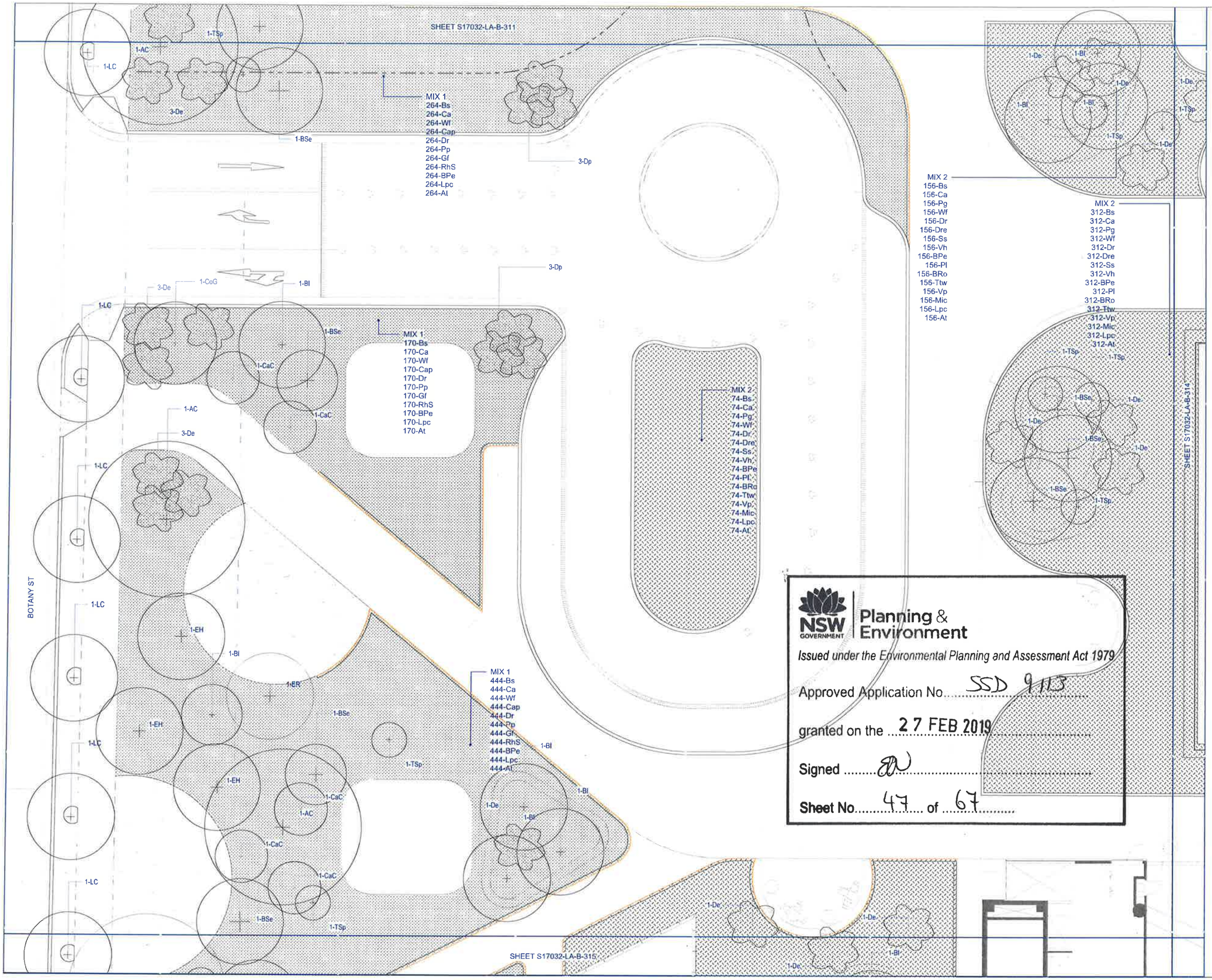

Planning & Environment

Issued under the Environmental Planning and Assessment Act 1979

Approved Application No. SSD 9115

granted on the 27 FEB 2019

Signed

Sheet No. 47 of 67

STATUS

DRAFT TENDER

N

NOTES

Check all dimensions and site conditions prior to commencement of any work, the purchasing or ordering of any materials, fitting, plant services or equipment and the fabrication of any components.

Do not scale drawings - refer to figured dimensions only. Any discrepancies shall immediately be referred to the landscape architect for clarification.

All drawings may not be reproduced or distributed without prior permission from the landscape architect.

WARNING

DIAL BEFORE YOU DIG www.1100.com.au

Services shown on this drawing are approximate only. The exact location is to be confirmed on site by contractor prior to commencement of work.

REV	DATE	AMENDMENTS
A	10/08/18	DRAFT TENDER
B	20/08/18	TENDER
C	13/12/18	FOR INFORMATION

CONSULTANTS

ARCHITECT
BVN
255 Pitt St
Sydney NSW 2000
T +612 8297 7200

CIVIL ENGINEER
ACOR
1/33 Herbert St
St Leonards NSW 2065
T +612 9438 5098

NOTE:
REFER TO THE TECHNICAL SPECIFICATION + DETAILS FOR DETAILED SELECTION INFORMATION.

NOT FOR CONSTRUCTION

ASPECT Studios™

ASPECT Studios Pty Ltd
Level 1, 76-80 George Street
Redfern NSW 2016 Australia
+61 2 9699 7182
www.aspect-studios.com
sydney@aspect-studios.com

CLIENT

LENDLEASE
Level 14, Tower Three
International Towers Sydney
Barangaroo NSW 2000

PROJECT

Randwick Hospital Campus

DRAWING

PLANTING PLAN - B1
Sheet 6 of 14

DRAWN	CHECKED	SCALE @ A1
TL | CK	JH | KL	1:100

DRAWING NO. S17032-LA-B-313

REVISION C

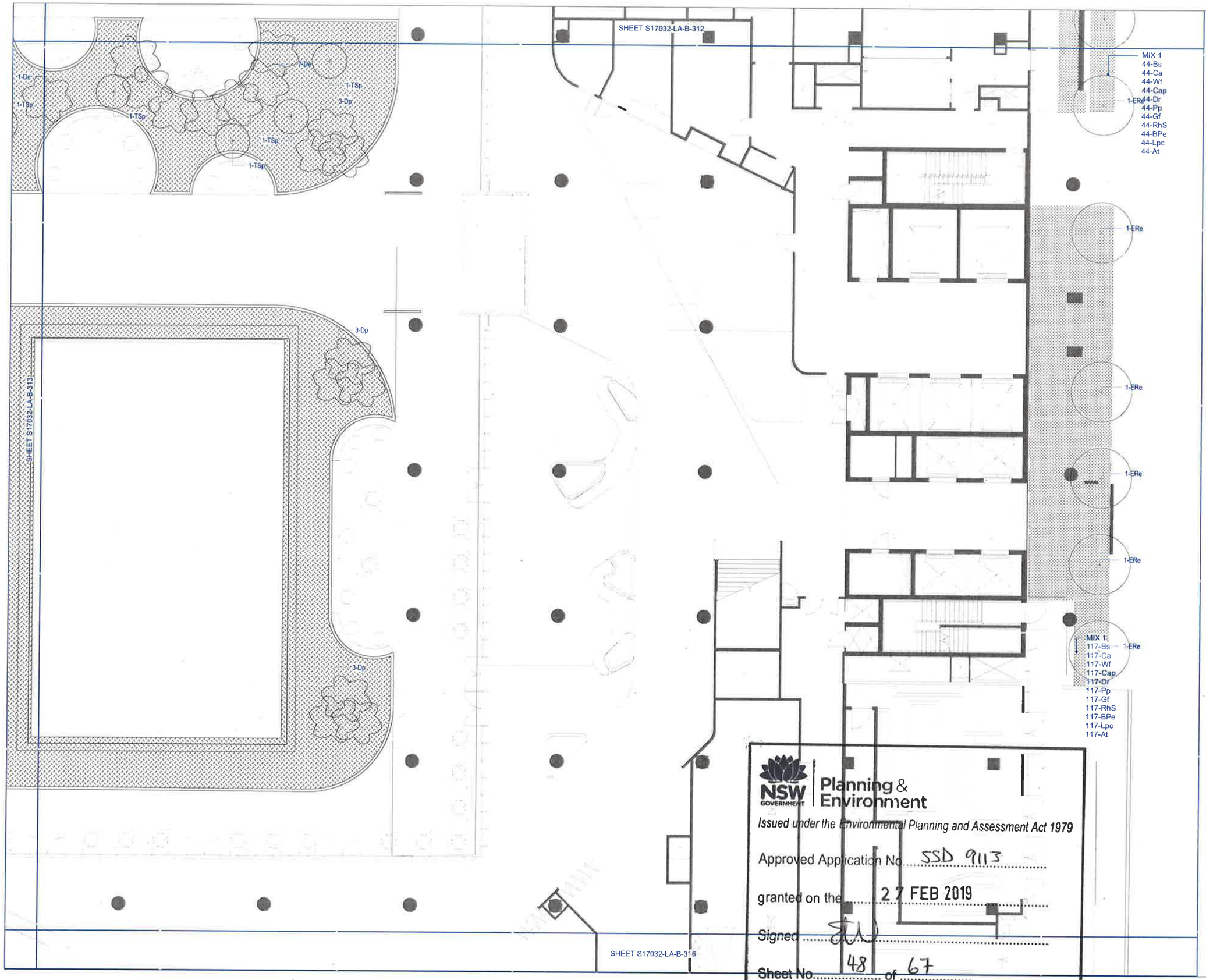

NSW GOVERNMENT | Planning & Environment

Issued under the Environmental Planning and Assessment Act 1979

Approved Application No. SSD 9113

granted on the 27 FEB 2019

Signed

Sheet No. 48 of 67

STATUS

DRAFT TENDER

N

NOTES

Check all dimensions and site conditions prior to commencement of any work, the purchasing or ordering of any materials, fitting, plant services or equipment and the fabrication of any components.

Do not scale drawings - refer to figured dimensions only. Any discrepancies shall immediately be referred to the landscape architect for clarification.

All drawings may not be reproduced or distributed without prior permission from the landscape architect.

WARNING

DIAL BEFORE YOU DIG www.1100.com.au

* Services shown on this drawing are approximate only. The exact location is to be confirmed on site by contractor prior to commencement of work.

REV	DATE	AMENDMENTS
A	10/08/18	DRAFT TENDER
B	20/08/18	TENDER
C	13/12/18	FOR INFORMATION

CONSULTANTS

ARCHITECT
BVN
255 Pitt St
Sydney NSW 2000
T +612 8297 7200

CIVIL ENGINEER
ACOR
1/33 Herbert St
St Leonards NSW 2065
T +612 9438 5098

NOTE:
REFER TO THE TECHNICAL SPECIFICATION + DETAILS FOR DETAILED SELECTION INFORMATION.

NOT FOR CONSTRUCTION

ASPECT Studios™

ASPECT Studios Pty Ltd
Level 1, 78-80 George Street
Redfern NSW 2016 Australia
+61 2 9699 7182
www.aspect-studios.com
sydney@aspect-studios.com

CLIENT

LENDLEASE
Level 14, Tower Three
International Towers Sydney
Barangaroo NSW 2000

PROJECT

Randwick Hospital Campus

DRAWING

PLANTING PLAN - B1
Sheet 7 of 14

DRAWN	CHECKED	SCALE @ A1
TL | CK	JH | KL	1:100

DRAWING NO: S17032-LA-B-314

REVISION: C

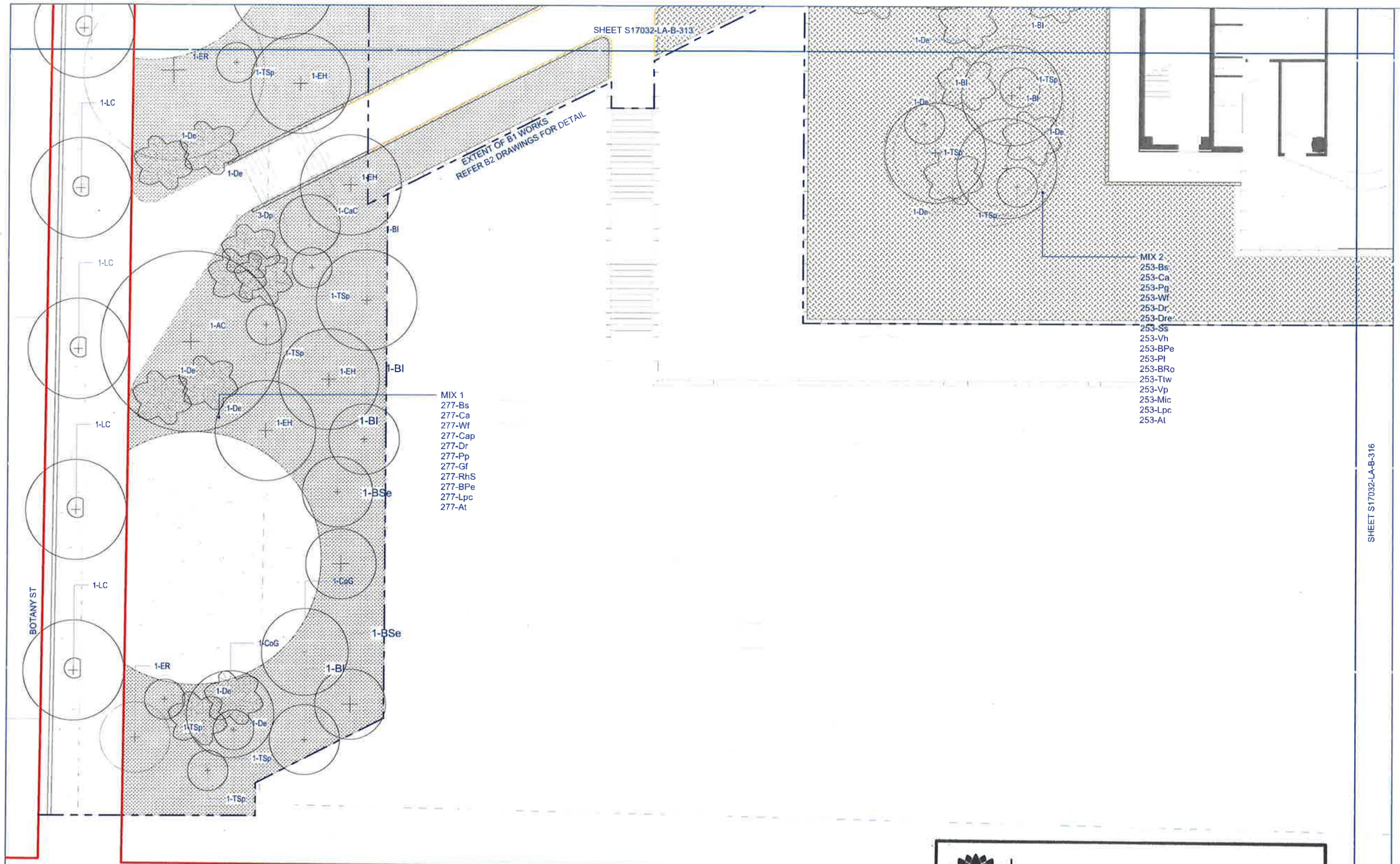

STATUS

DRAFT TENDER

NOTES

Check all dimensions and site conditions prior to commencement of any work, the purchasing or ordering of any materials, fitting, plant services or equipment and the fabrication of any components.

Do not scale drawings - refer to figured dimensions only. Any discrepancies shall immediately be referred to the landscape architect for clarification.

All drawings may not be reproduced or distributed without prior permission from the landscape architect.

WARNING

DIAL BEFORE YOU DIG www.1100.com.au

Services shown on this drawing are approximate only. The exact location is to be confirmed on site by contractor prior to commencement of work.

REV	DATE	AMENDMENTS
A	10/08/18	DRAFT TENDER
B	20/08/18	TENDER
C	13/12/18	FOR INFORMATION

CONSULTANTS

ARCHITECT
BVN
255 Pitt St
Sydney NSW 2000
T +612 8297 7200

CIVIL ENGINEER
ACOR
1/33 Herbert St
St Leonards NSW 2065
T +612 9438 5098

NOTE:
REFER TO THE TECHNICAL SPECIFICATION + DETAILS FOR DETAILED SELECTION INFORMATION.

NOT FOR CONSTRUCTION

ASPECT Studios™

ASPECT Studios Pty Ltd
Level 1, 79-80 George Street
Rotem NSW 2016 Australia
+61 2 9699 7182
www.aspect-studios.com
sydney@aspect-studios.com

CLIENT
LENDLEASE
Level 14, Tower Three
International Towers Sydney
Barangaroo NSW 2000

PROJECT
Randwick Hospital Campus

DRAWING
PLANTING PLAN - B1
Sheet 8 of 14

DRAWN	CHECKED	SCALE @ A1
TL | CK	SB | KL	1:100

DRAWING NO. S17032-LA-B-315

REVISION C

NSW GOVERNMENT | Planning & Environment

Issued under the Environmental Planning and Assessment Act 1979

Approved Application No. SSD 9113

granted on the 27 FEB 2019

Signed .....

Sheet No. 49 of 67

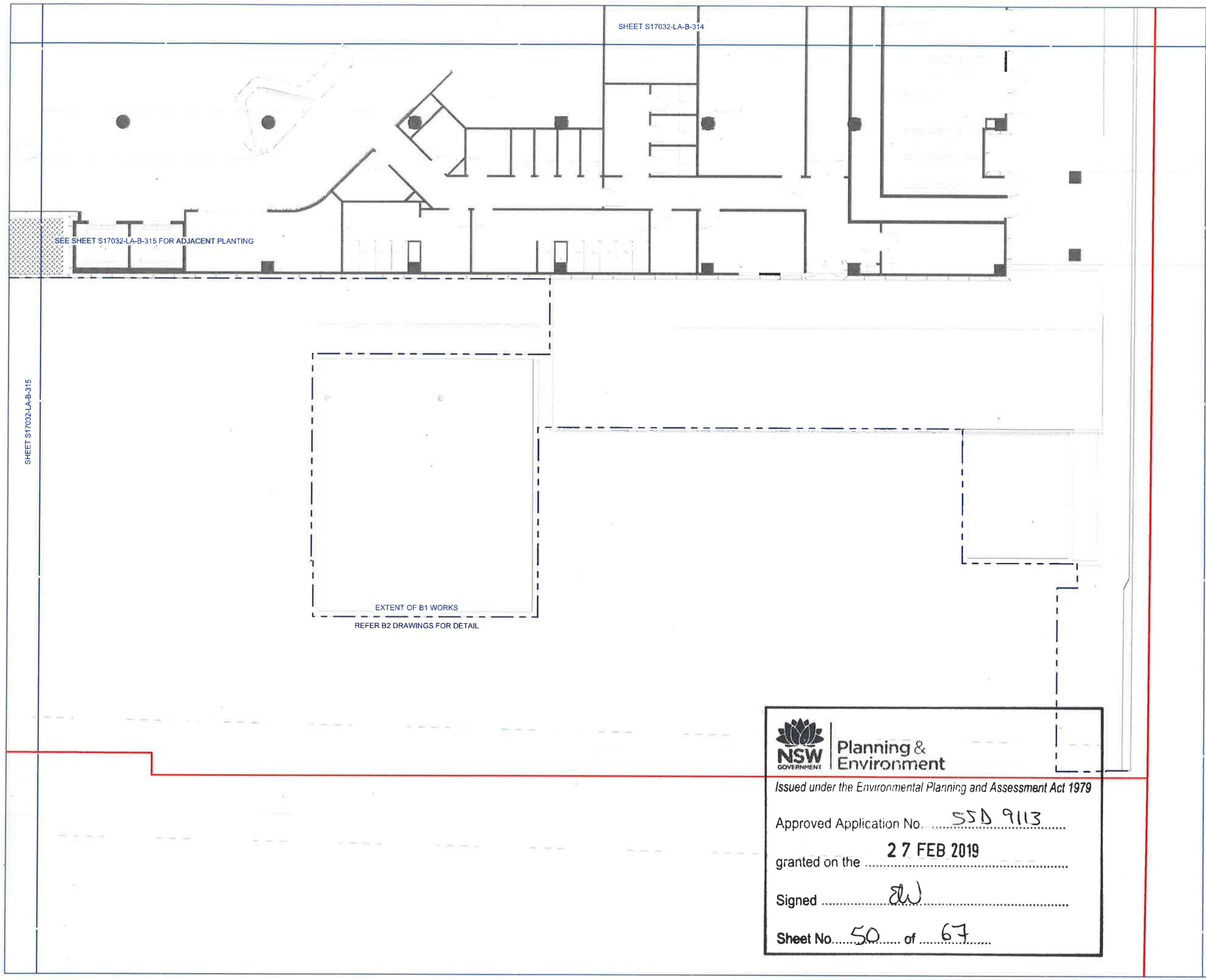

STATUS

DRAFT TENDER

NOTES

Check all dimensions and site conditions prior to commencement of any work, the purchasing or ordering of any materials, fitting, plant services or equipment and the fabrication of any components.

Do not scale drawings - refer to figured dimensions only. Any discrepancies shall immediately be referred to the landscape architect for clarification.

All drawings may not be reproduced or distributed without prior permission from the landscape architect.

WARNING

DIAL BEFORE YOU DIG www.1100.com.au

Services shown on this drawing are approximate only. The exact location is to be confirmed on site by contractor prior to commencement of work.

REV	DATE	AMENDMENTS
A	16/03/18	DRAFT TENDER
B	20/08/18	TENDER
C	13/12/18	FOR INFORMATION

CONSULTANTS

ARCHITECT
BVN
255 Pitt St
Sydney NSW 2000
T +612 8297 7200

CIVIL ENGINEER
ACOR
1/33 Herbert St
St Leonards NSW 2065
T +612 9438 5098

NOTE:
REFER TO THE TECHNICAL SPECIFICATION + DETAILS FOR DETAILED SELECTION INFORMATION.

NOT FOR CONSTRUCTION

NSW GOVERNMENT | Planning & Environment

Issued under the Environmental Planning and Assessment Act 1979

Approved Application No. SSD 9113

granted on the 27 FEB 2019

Signed EW

Sheet No. 50 of 67

ASPECT Studios™

ASPECT Studios Pty Ltd
Level 1, 79-80 George Street
Redfern NSW 2016 Australia
+61 2 9698 7182
www.aspect-studios.com
sydney@aspect-studios.com

CLIENT
LENDLEASE
Level 14, Tower Three
International Towers Sydney
Barangaroo NSW 2000

PROJECT
Randwick Hospital Campus

DRAWING
PLANTING PLAN - B1
Sheet 9 of 14

DRAWN	CHECKED	SCALE @ A1
TL | CK	JH | KL	1:100

DRAWING NO. S17032-LA-B-316

REVISION C

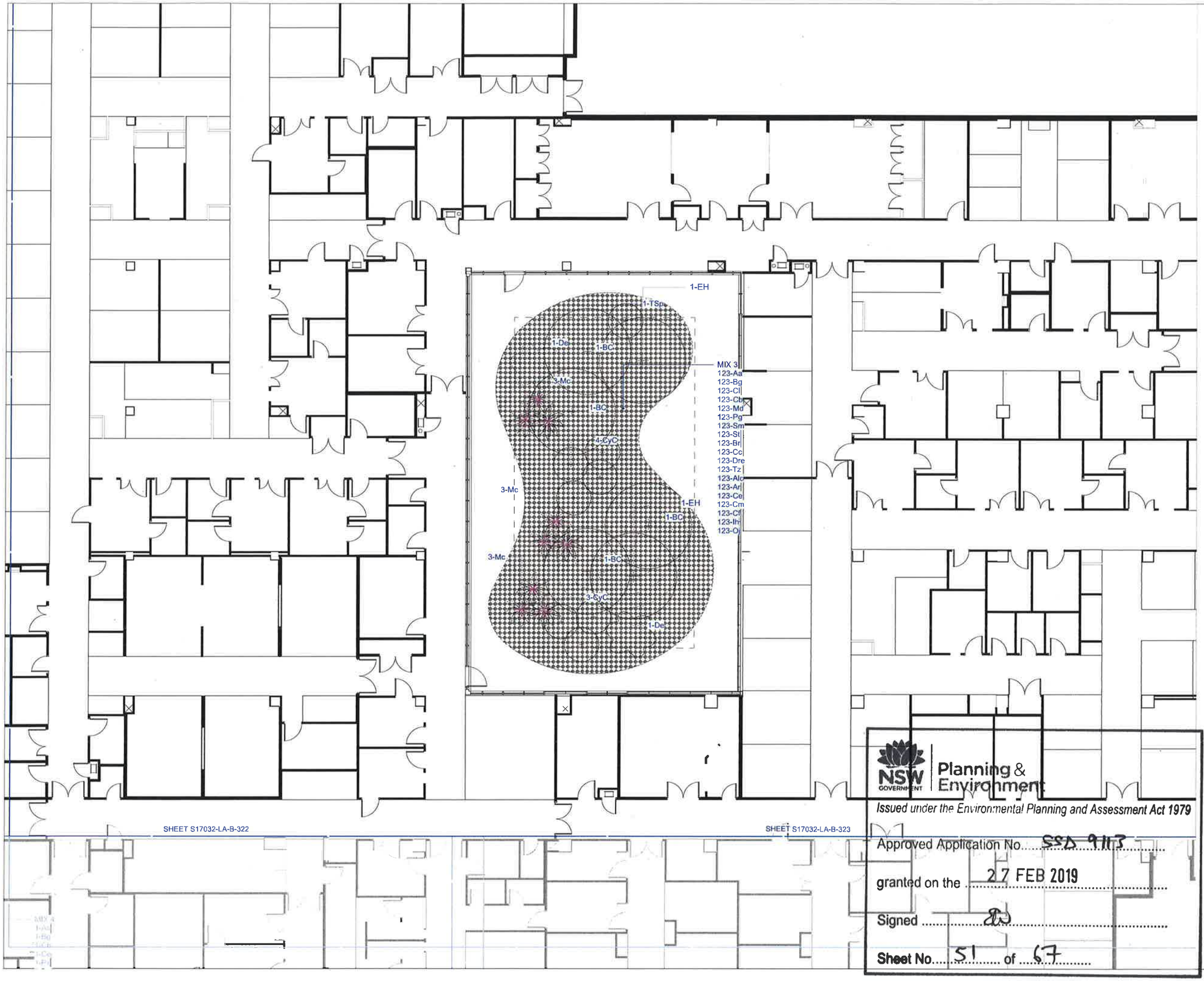

STATUS

DRAFT TENDER

NOTES

Check all dimensions and site conditions prior to commencement of any work, the purchasing or ordering of any materials, fitting, plant services or equipment and the fabrication of any components.

Do not scale drawings - refer to figured dimensions only. Any discrepancies shall immediately be referred to the landscape architect for clarification.

All drawings may not be reproduced or distributed without prior permission from the landscape architect.

WARNING

DIAL BEFORE YOU DIG www.1100.com.au

Services shown on this drawing are approximate only. The exact location is to be confirmed on site by contractor prior to commencement of work

REV	DATE	AMENDMENTS
A	10/08/18	DRAFT TENDER
B	20/08/18	TENDER
C	13/12/18	FOR INFORMATION

CONSULTANTS

ARCHITECT
BVN
255 Pitt St
Sydney NSW 2000
T +612 8297 7200

CIVIL ENGINEER
ACOR
1/33 Herbert St
St Leonards NSW 2065
T +612 9438 5098

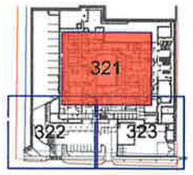

NOTE:
REFER TO THE TECHNICAL SPECIFICATION + DETAILS FOR DETAILED SELECTION INFORMATION.

NOT FOR CONSTRUCTION

ASPECT Studios™

ASPECT Studios Pty Ltd
Level 1, 76-80 George Street
Redfern NSW 2016 Australia
+61 2 9699 7182
www.aspect-studios.com
sydney@aspect-studios.com

CLIENT
LENDLEASE
Level 14, Tower Three
International Towers Sydney
Barangaroo NSW 2000

PROJECT
Randwick Hospital Campus

DRAWING
PLANTING PLAN - B2
Sheet 1 of 14

DRAWN	CHECKED	SCALE @ A1
TL | CK	JH | KL	1:100

DRAWING NO: S17032-LA-B-321
REVISION: C

NSW GOVERNMENT | Planning & Environment

Issued under the Environmental Planning and Assessment Act 1979

Approved Application No. SSD 9113

granted on the 27 FEB 2019

Signed ...

Sheet No. 51 of 67

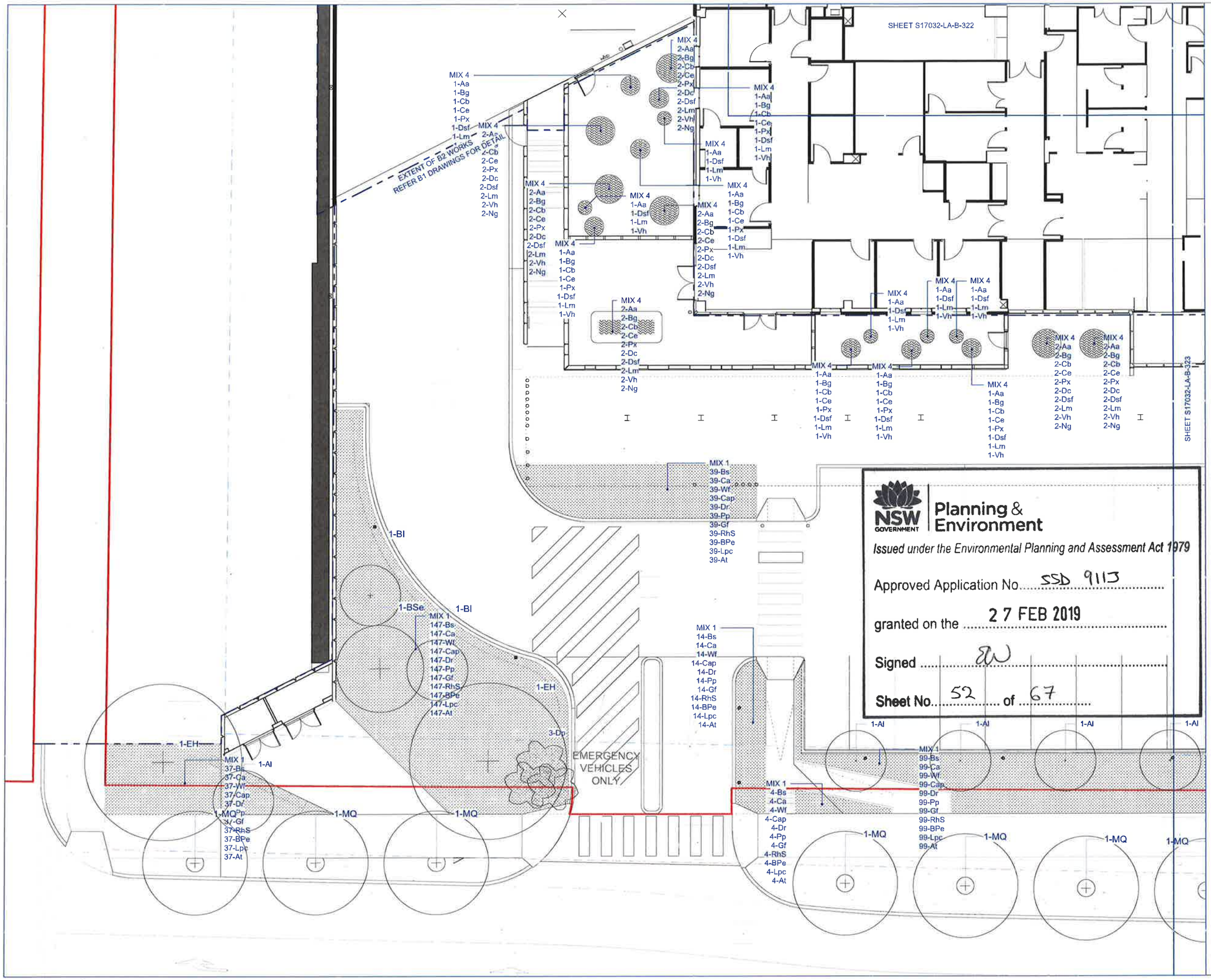

NSW GOVERNMENT | Planning & Environment

Issued under the Environmental Planning and Assessment Act 1979

Approved Application No. SSD 9113

granted on the 27 FEB 2019

Signed ...

Sheet No. 52 of 67

STATUS

DRAFT TENDER

N

NOTES

Check all dimensions and site conditions prior to commencement of any work, the purchasing or ordering of any materials, fitting, plant services or equipment and the fabrication of any components.

Do not scale drawings - refer to figured dimensions only. Any discrepancies shall immediately be referred to the landscape architect for clarification.

All drawings may not be reproduced or distributed without prior permission from the landscape architect.

WARNING

DIAL BEFORE YOU DIG www.1100.com.au

Services shown on this drawing are approximate only. The exact location is to be confirmed on site by contractor prior to commencement of work.

REV	DATE	AMENDMENTS
A	10/08/18	DRAFT TENDER
B	20/08/18	TENDER
C	13/12/18	FOR INFORMATION

CONSULTANTS

ARCHITECT
BVN
255 Pitt St
Sydney NSW 2000
T +612 8297 7200

CIVIL ENGINEER
ACOR
1/33 Herbert St
St Leonards NSW 2065
T +612 9438 5098

NOTE:
REFER TO THE TECHNICAL SPECIFICATION + DETAILS FOR DETAILED SELECTION INFORMATION.

NOT FOR CONSTRUCTION

ASPECT Studios™

ASPECT Studios Pty Ltd
Level 1, 79-80 George Street
Redfern NSW 2016 Australia
+61 2 9699 7182
www.aspect-studios.com
sydney@aspect-studios.com

CLIENT

LENDLEASE
Level 14, Tower Three
International Towers Sydney
Barangaroo NSW 2000

PROJECT

Randwick Hospital Campus

DRAWING

PLANTING PLAN - B2
Sheet 2 of 14

DRAWN	CHECKED	SCALE @ A1
TL | CK	JH | KL	1:100

DRAWING NO. S17032-LA-B-322

REVISION C

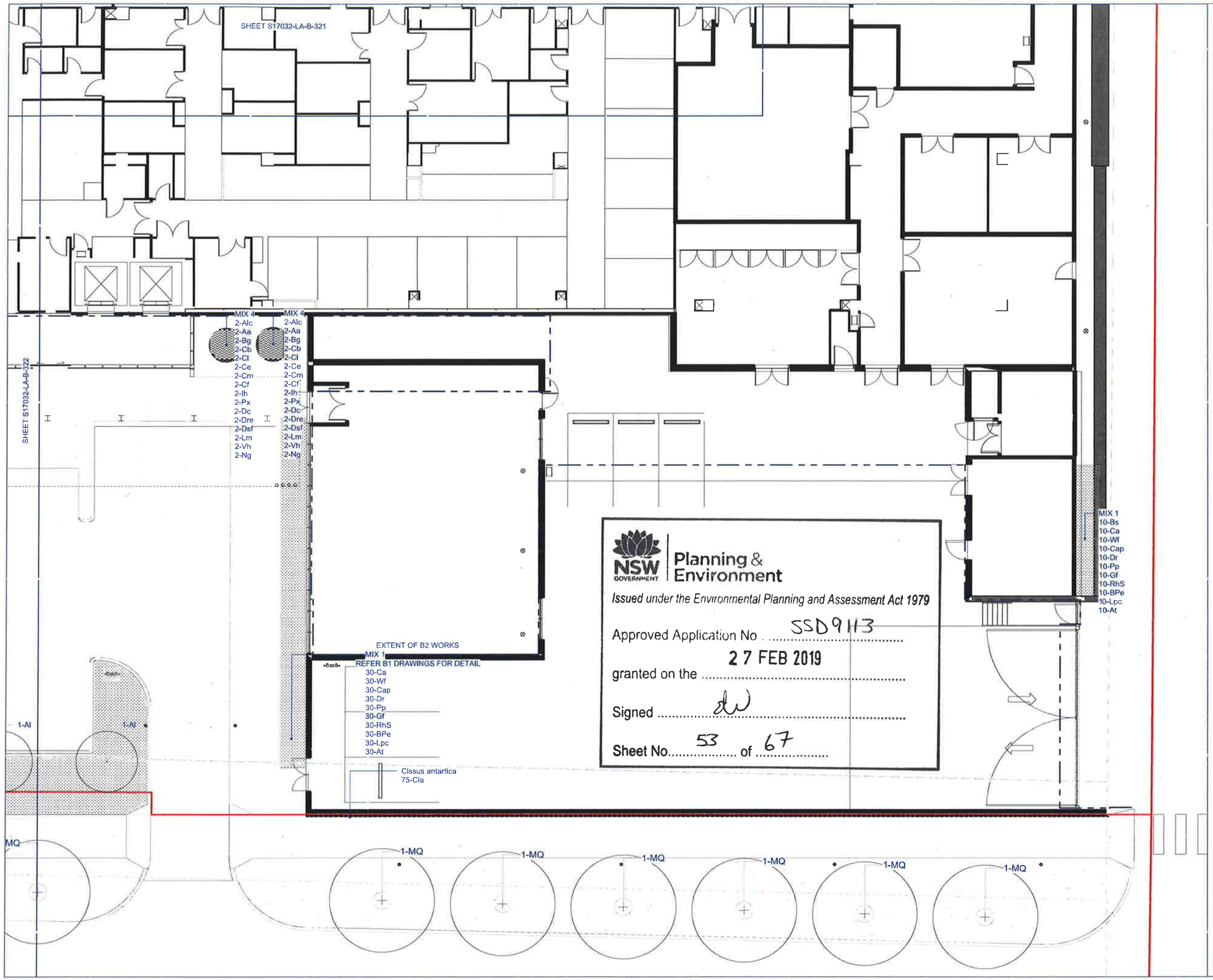

NSW GOVERNMENT | Planning & Environment

Issued under the Environmental Planning and Assessment Act 1979

Approved Application No SSD 9113

granted on the 27 FEB 2019

Signed dw

Sheet No. 53 of 67

STATUS

DRAFT TENDER

NOTES

Check all dimensions and site conditions prior to commencement of any work, the purchasing or ordering of any materials, fitting, plant services or equipment and the fabrication of any components.

Do not scale drawings - refer to figured dimensions only. Any discrepancies shall immediately be referred to the landscape architect for clarification.

All drawings may not be reproduced or distributed without prior permission from the landscape architect.

WARNING

DIAL BEFORE YOU DIG www.1100.com.au

Services shown on this drawing are approximate only. The exact location is to be confirmed on site by contractor prior to commencement of work.

REV	DATE	AMENDMENTS
A	10/08/18	DRAFT TENDER
B	20/08/18	TENDER
C	13/12/18	FOR INFORMATION

CONSULTANTS

ARCHITECT
BVN
255 Pitt St
Sydney NSW 2000
T +612 8297 7200

CIVIL ENGINEER
ACOR
1/33 Herbert St
St Leonards NSW 2065
T +612 9438 5098

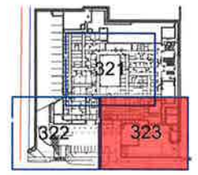

NOTE:
REFER TO THE TECHNICAL SPECIFICATION + DETAILS FOR DETAILED SELECTION INFORMATION.

NOT FOR CONSTRUCTION

ASPECT Studios™

ASPECT Studios Pty Ltd
Level 1, 78-80 George Street
Redfern NSW 2016 Australia
+61 2 9699 7182
www.aspect-studios.com
sydney@aspect-studios.com

CLIENT
LENDLEASE
Level 14, Tower Three
International Towers Sydney
Barangaroo NSW 2000

PROJECT
Randwick Hospital Campus

DRAWING
PLANTING PLAN - B2
Sheet 3 of 14

DRAWN	CHECKED	SCALE @ A1
TL | CK	JH | KL	1:100

DRAWING NO. S17032-LA-B-323

REVISION C

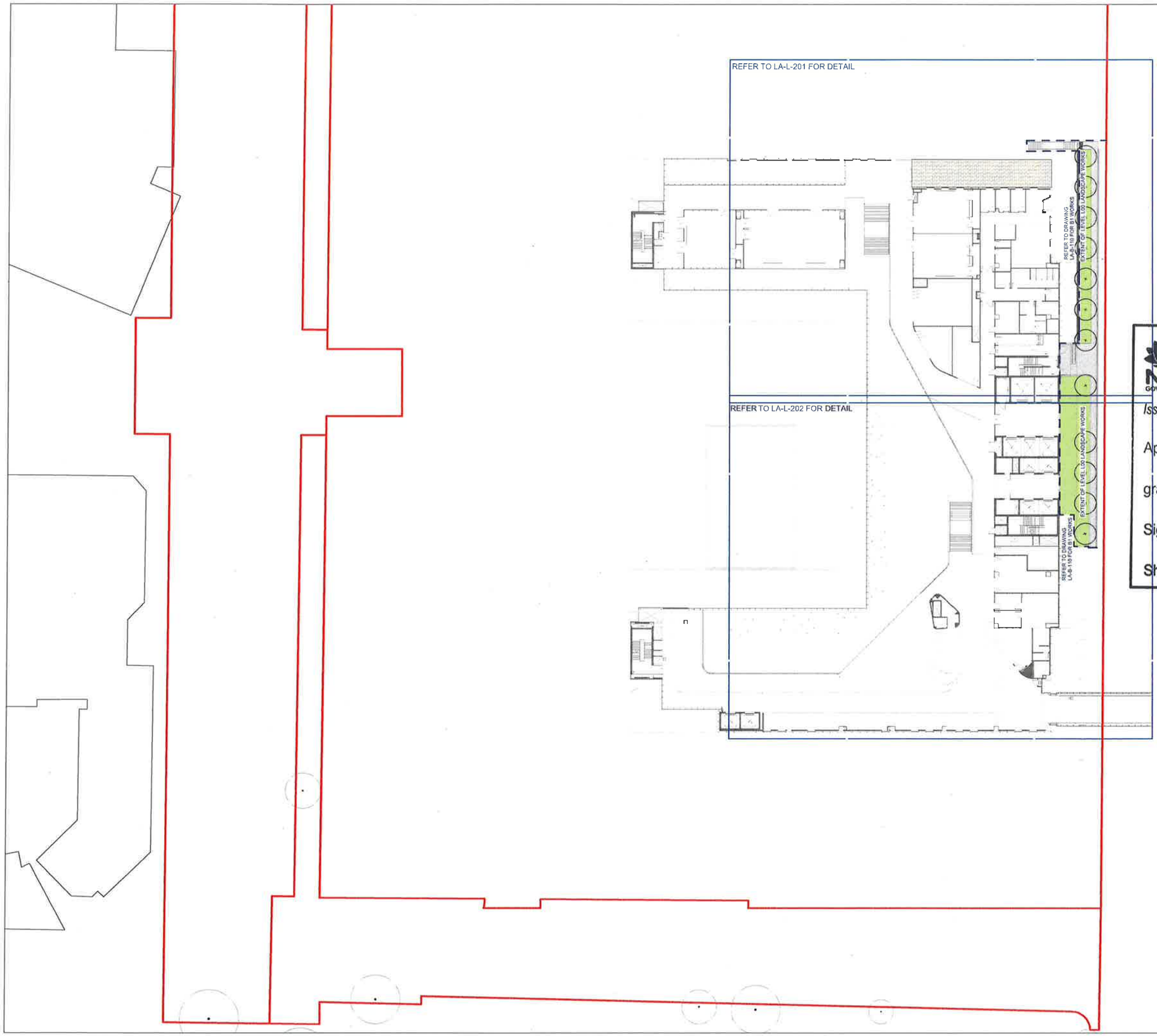

STATUS

FOR INFORMATION

N

NOTES

Check all dimensions and site conditions prior to commencement of any work, the purchasing or ordering of any materials, fitting, plant services or equipment and the fabrication of any components.

Do not scale drawings - refer to figured dimensions only. Any discrepancies shall immediately be referred to the landscape architect for clarification.

All drawings may not be reproduced or distributed without prior permission from the landscape architect.

WARNING

DIAL BEFORE YOU DIG www.1100.com.au

Services shown on this drawing are approximate only. The exact location is to be confirmed on site by contractor prior to commencement of work

REV	DATE	AMENDMENTS
A	31/08/2018	TENDER
B	13/12/18	FOR INFORMATION

NSW GOVERNMENT | Planning & Environment

Issued under the Environmental Planning and Assessment Act 1979

Approved Application No. SSD 9113

granted on the 27 FEB 2019

Signed ...

Sheet No. 54 of 67

NOTE:
REFER TO THE SPECIFICATION SCHEDULE + DETAILS FOR DETAILED SELECTION INFORMATION.

REFER TO CIVIL ENGINEERS DRAWING FOR:
- LEVELS AND GRADING INFORMATION
- PIT AND PIPE LOCATIONS
- DRAINAGE POINTS AND FALLS

REFERTO ELECTRICAL ENGINEERS DRAWINGS FOR LIGHTING DETAIL.

NOT FOR CONSTRUCTION

ASPECT Studios™

ASPECT Studios Pty Ltd
Level 1, 76-80 George Street
Redfern NSW 2016 Australia
+61 2 9699 7182
www.aspect-studios.com
sydney@aspect-studios.com

CLIENT

LENDLEASE
Level 14, Tower Three
International Towers Sydney
Barangaroo NSW 2000

PROJECT

Randwick Hospital Campus

DRAWING

General Arrangement Plan Level 00
Sheet 3 of 6

DRAWN	CHECKED	SCALE @ A1
TL | CK	JH | KL	1:300

DRAWING NO. S17032-LA-L-100

REVISION B

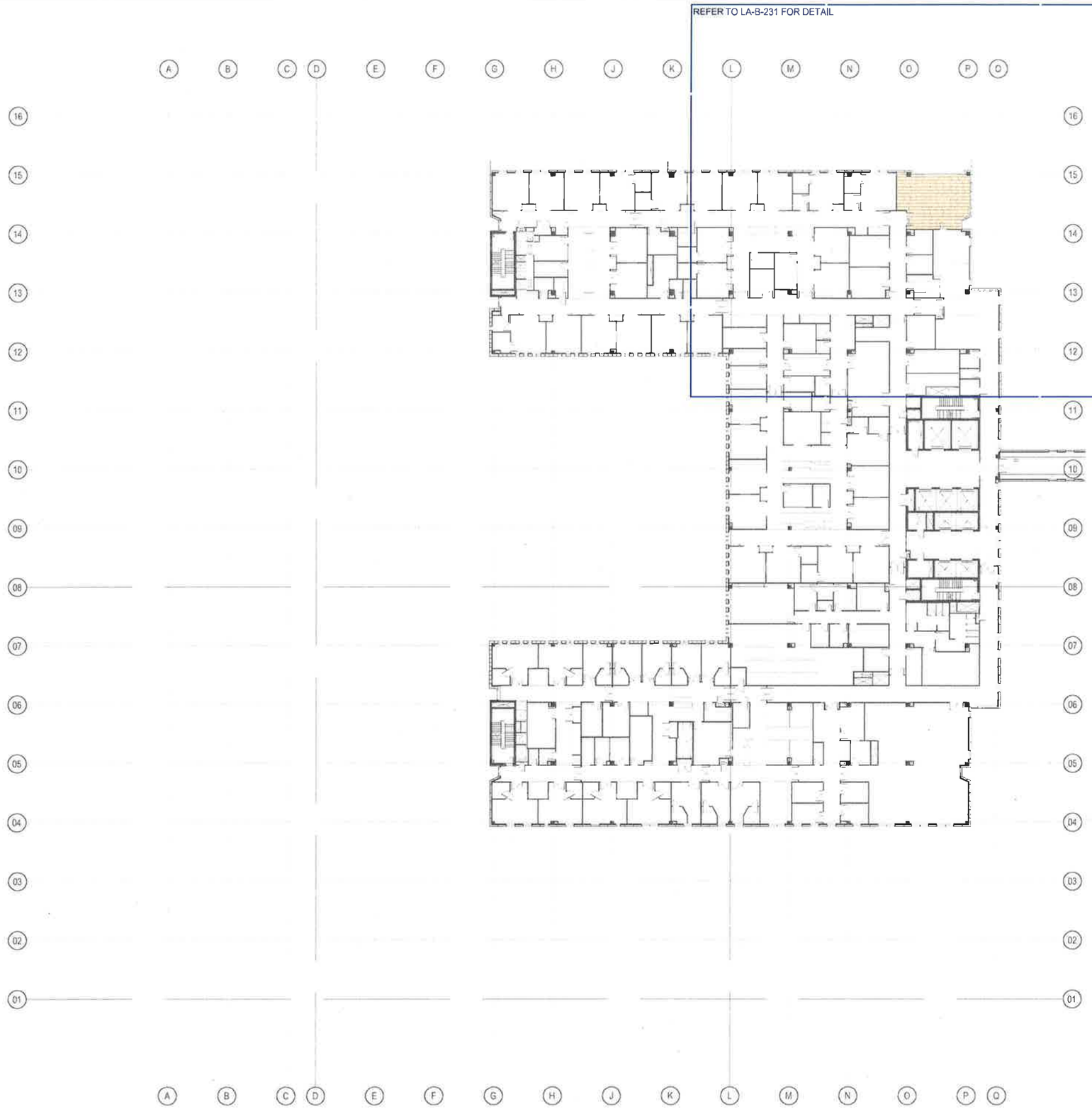

STATUS

TENDER

N

NOTES

Check all dimensions and site conditions prior to commencement of any work, the purchasing or ordering of any materials, fitting, plant services or equipment and the fabrication of any components.

Do not scale drawings - refer to figured dimensions only. Any discrepancies shall immediately be referred to the landscape architect for clarification.

All drawings may not be reproduced or distributed without prior permission from the landscape architect.

WARNING

DIAL BEFORE YOU DIG www.1100.com.au

Services shown on this drawing are approximate only. The exact location is to be confirmed on site by contractor prior to commencement of work.

REV	DATE	AMENDMENTS
A	20/08/2018	TENDER
B	31/8/18	TENDER

NSW GOVERNMENT | Planning & Environment

Issued under the Environmental Planning and Assessment Act 1979

Approved Application No. SSD 9113

granted on the 27 FEB 2019

Signed

Sheet No. 55 of 67

NOTE:
REFER TO THE SPECIFICATION SCHEDULE + DETAILS FOR DETAILED SELECTION INFORMATION.

REFER TO CIVIL ENGINEERS DRAWING FOR:
- LEVELS AND GRADING INFORMATION
- PIT AND PIPE LOCATIONS
- DRAINAGE POINTS AND FALLS

REFERTO ELECTRICAL ENGINEERS DRAWINGS FOR LIGHTING DETAIL.

NOT FOR CONSTRUCTION

ASPECT Studios™

ASPECT Studios Pty Ltd
Level 1, 78-80 George Street
Redfern NSW 2016 Australia
+61 2 8698 7182
www.aspect-studios.com
sydney@aspect-studios.com

CLIENT

LENDLEASE
Level 14, Tower Three
International Towers Sydney
Barangaroo NSW 2000

PROJECT

Randwick Hospital Campus

DRAWING

GENERAL ARRANGEMENT - L3
Sheet4 of 6

DRAWN	CHECKED	SCALE @ A1
TL | CK	JH | KL	1:300

DRAWING NO: S17032-LA-L-130

REVISION: B

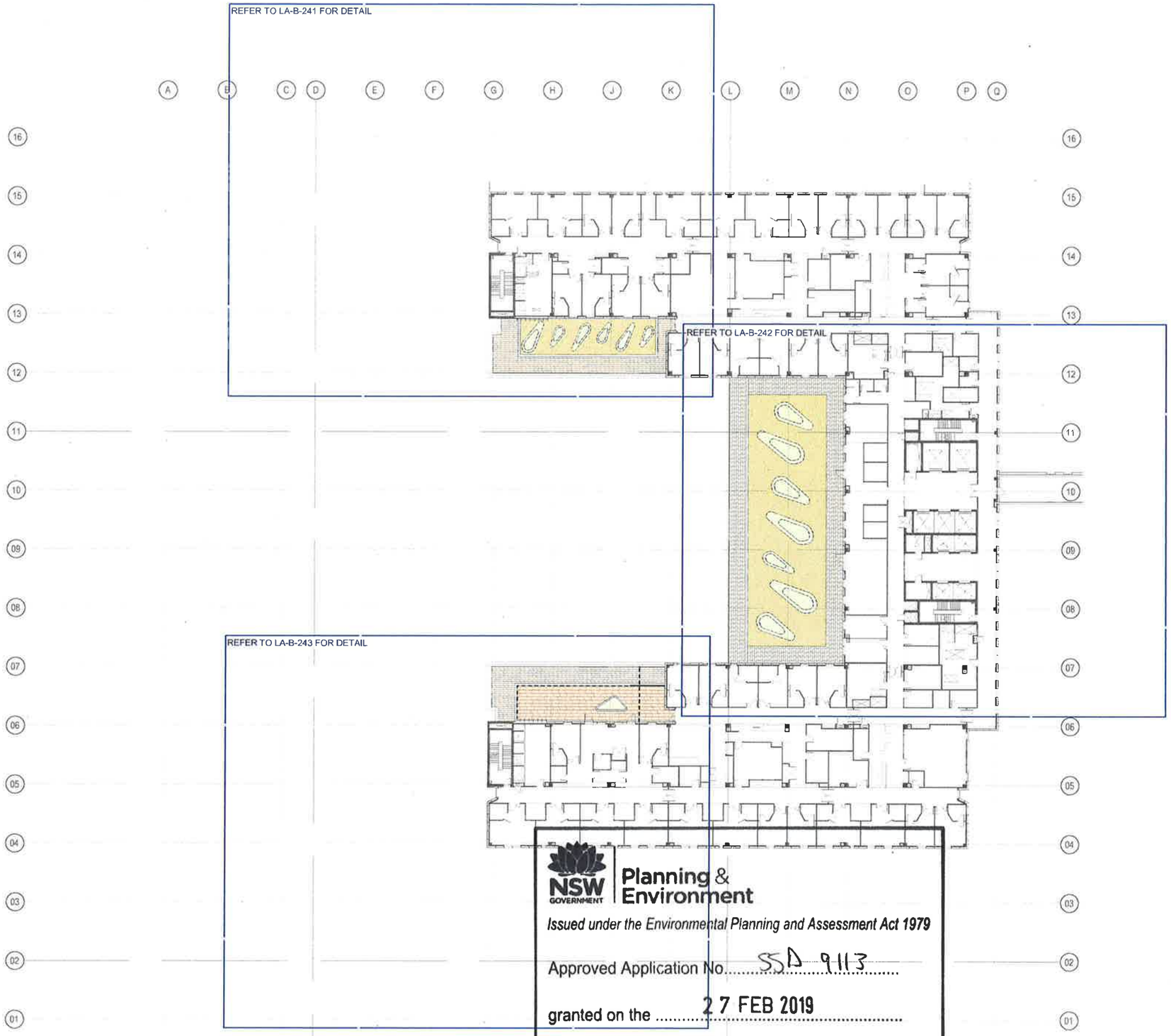

STATUS

TENDER

NOTES

Check all dimensions and site conditions prior to commencement of any work, the purchasing or ordering of any materials, fitting, plant services or equipment and the fabrication of any components.

Do not scale drawings - refer to figured dimensions only. Any discrepancies shall immediately be referred to the landscape architect for clarification.

All drawings may not be reproduced or distributed without prior permission from the landscape architect.

WARNING

DIAL BEFORE YOU DIG www.1100.com.au

Services shown on this drawing are approximate only. The exact location is to be confirmed on site by contractor prior to commencement of work.

REV	DATE	AMENDMENTS
A	26/06/2018	PRELIMINARY TENDER
B	27/06/2018	PRELIMINARY TENDER
C	10/08/2018	DRAFT TENDER
D	20/08/2018	TENDER
E	31/8/18	TENDER
F	4/9/18	TENDER

NOTE:
REFER TO THE SPECIFICATION SCHEDULE + DETAILS FOR DETAILED SELECTION INFORMATION.

REFER TO CIVIL ENGINEERS DRAWING FOR:
- LEVELS AND GRADING INFORMATION
- PIT AND PIPE LOCATIONS
- DRAINAGE POINTS AND FALLS

REFERTO ELECTRICAL ENGINEERS DRAWINGS FOR LIGHTING DETAIL.

NOT FOR CONSTRUCTION

ASPECT Studios™

ASPECT Studios Pty Ltd
Level 1, 78-80 George Street
Redfern NSW 2016 Australia
+61 2 9699 7182
www.aspect-studios.com
sydney@aspect-studios.com

CLIENT

LENDLEASE
Level 14, Tower Three
International Towers Sydney
Barangaroo NSW 2000

PROJECT

Randwick Hospital Campus

DRAWING

GENERAL ARRANGEMENT - L4
Sheet 5 of 6

DRAWN	CHECKED	SCALE @ A1
TL | CK	JH | KL	1:300

DRAWING NO. S17032-LA-L-140

REVISION F

NSW GOVERNMENT Planning & Environment

Issued under the Environmental Planning and Assessment Act 1979

Approved Application No. SSD 9113

granted on the 27 FEB 2019

Signed ...

Sheet No. 56 of 67

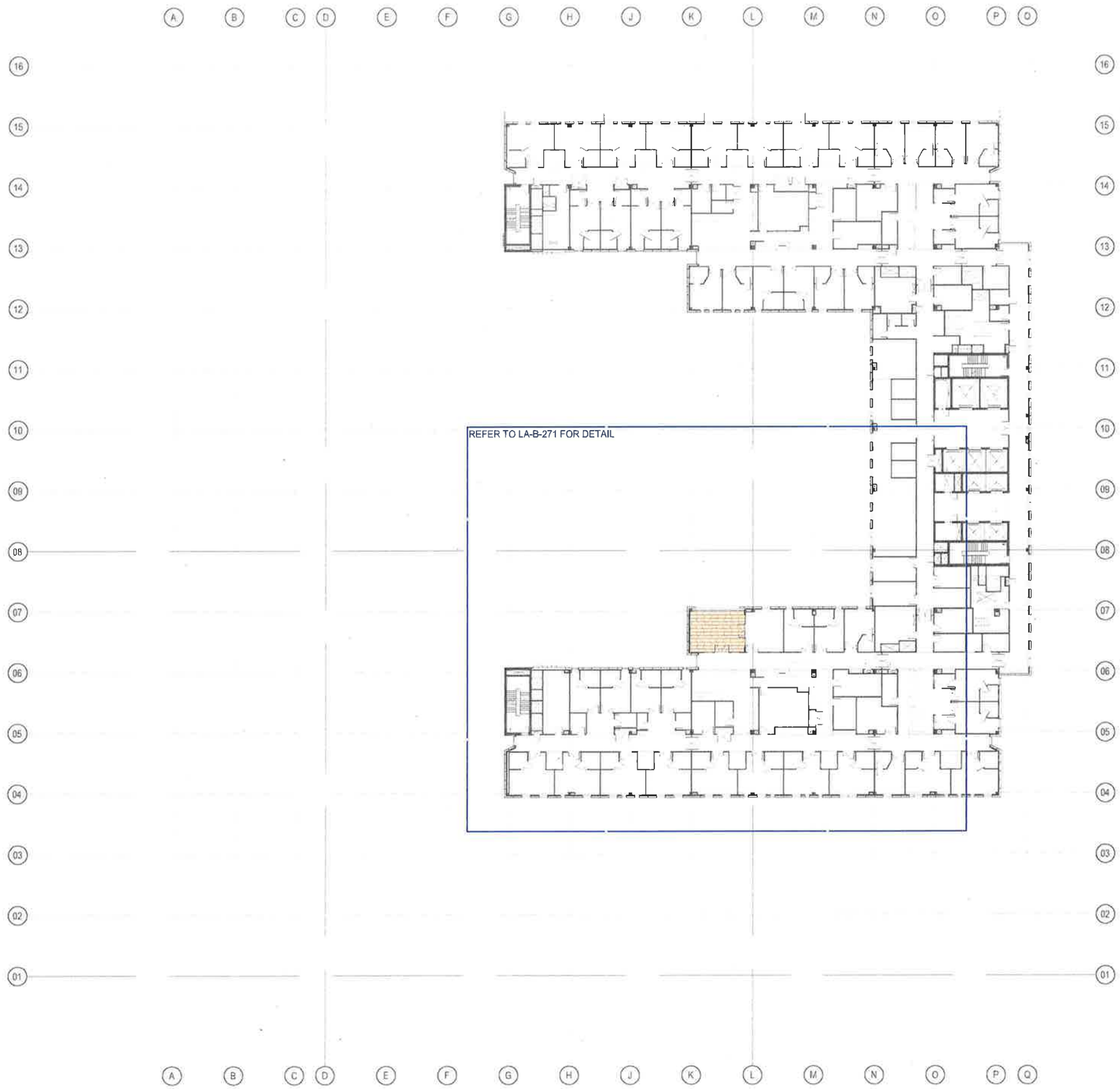

STATUS

TENDER

N

NOTES

Check all dimensions and site conditions prior to commencement of any work, the purchasing or ordering of any materials, fitting, plant services or equipment and the fabrication of any components.

Do not scale drawings - refer to figured dimensions only. Any discrepancies shall immediately be referred to the landscape architect for clarification.

All drawings may not be reproduced or distributed without prior permission from the landscape architect.

WARNING

DIAL BEFORE YOU DIG www.1100.com.au

Services shown on this drawing are approximate only. The exact location is to be confirmed on site by contractor prior to commencement of work

REV	DATE	AMENDMENTS
A	20/08/2018	TENDER
B	31/8/18	TENDER

NSW GOVERNMENT Planning & Environment

Issued under the Environmental Planning and Assessment Act 1979

Approved Application No. SSD 9113

granted on the 27 FEB 2019

Signed

Sheet No. 57 of 67

NOTE:
REFER TO THE SPECIFICATION SCHEDULE + DETAILS FOR DETAILED SELECTION INFORMATION.

REFER TO CIVIL ENGINEERS DRAWING FOR:
- LEVELS AND GRADING INFORMATION
- PIT AND PIPE LOCATIONS
- DRAINAGE POINTS AND FALLS

REFERTO ELECTRICAL ENGINEERS DRAWINGS FOR LIGHTING DETAIL.

NOT FOR CONSTRUCTION

ASPECT Studios™

ASPECT Studios Pty Ltd
Level 1, 76-80 George Street
Redfern NSW 2016 Australia
+61 2 9699 7182
www.aspect-studios.com
sydney@aspect-studios.com

CLIENT
LENDLEASE
Level 14, Tower Three
International Towers Sydney
Barangaroo NSW 2000

PROJECT
Randwick Hospital Campus

DRAWING
GENERAL ARRANGEMENT - L7
Sheet 6 of 6

DRAWN	CHECKED	SCALE @ A1
TL | CK	JH | KL	1:300

DRAWING NO. S17032-LA-L-170

REVISION B

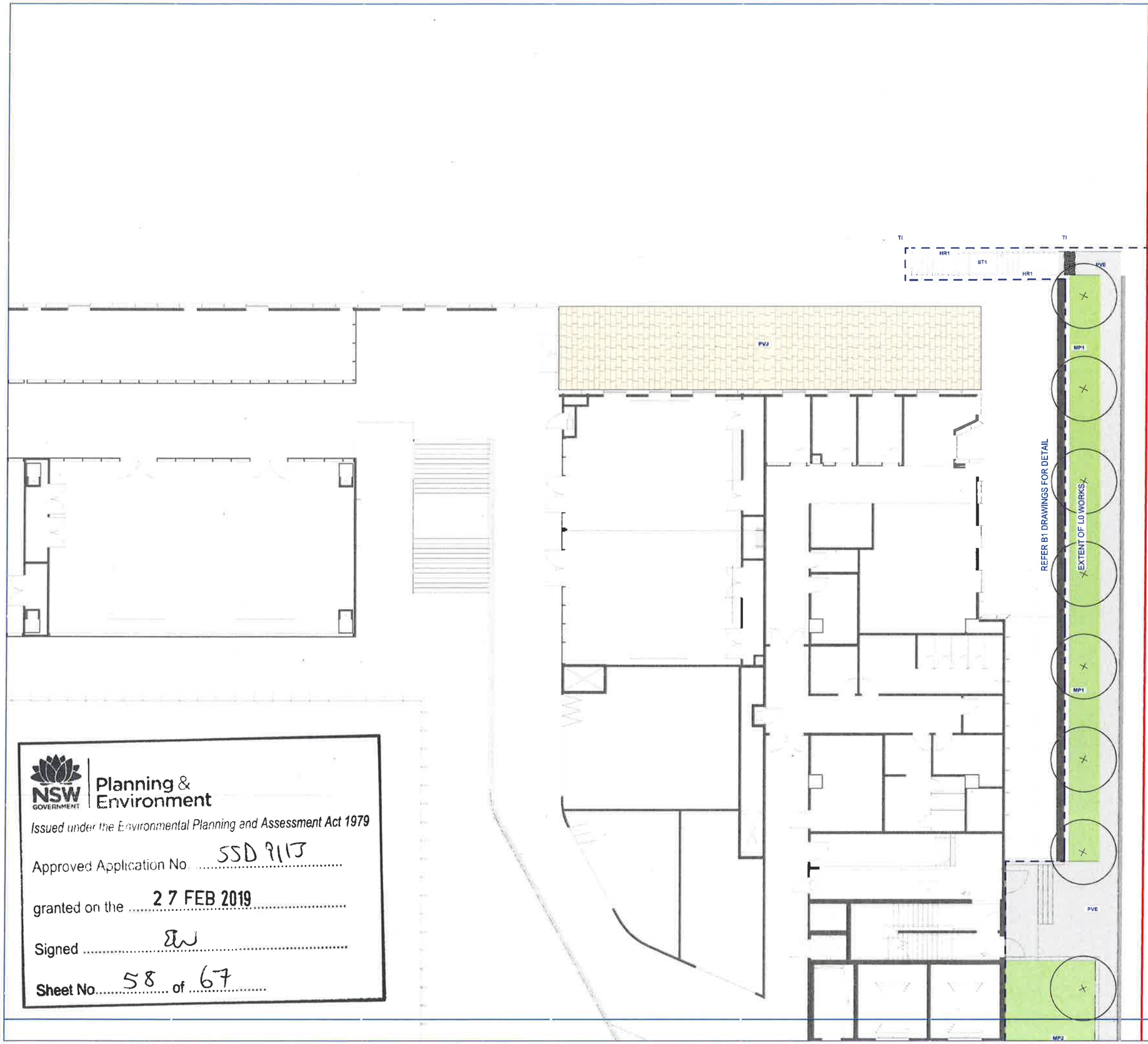

NSW GOVERNMENT | Planning & Environment

Issued under the Environmental Planning and Assessment Act 1979

Approved Application No. SSD 9117

granted on the 27 FEB 2019

Signed

Sheet No. 58 of 67

STATUS

FOR INFORMATION

NOTES

Check all dimensions and site conditions prior to commencement of any work, the purchasing or ordering of any materials, fitting, plant services or equipment and the fabrication of any components.

Do not scale drawings - refer to figured dimensions only. Any discrepancies shall immediately be referred to the landscape architect for clarification.

All drawings may not be reproduced or distributed without prior permission from the landscape architect.

WARNING

DIAL BEFORE YOU DIG www.1100.com.au

Services shown on this drawing are approximate only. The exact location is to be confirmed on site by contractor prior to commencement of work.

REV	DATE	AMENDMENTS
A	31/8/18	TENDER
B	13/12/18	FOR INFORMATION

CONSULTANTS

ARCHITECT
BVN
255 Pitt St
Sydney NSW 2000
T +612 8297 7200

CIVIL ENGINEER
ACOR
1/33 Herbert St
St Leonards NSW 2065
T +612 9438 5098

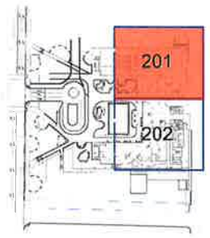

NOTE:
REFER TO THE SPECIFICATION SCHEDULE + DETAILS FOR DETAILED SELECTION INFORMATION.

REFER TO CIVIL ENGINEERS DRAWING FOR:
- LEVELS AND GRADING INFORMATION
- PIT AND PIPE LOCATIONS
- DRAINAGE POINTS AND FALLS

REFERTO ELECTRICAL ENGINEERS DRAWINGS FOR LIGHTING DETAIL.

NOT FOR CONSTRUCTION

ASPECT Studios™

ASPECT Studios Pty Ltd
Level 1, 76-80 George Street
Redfern NSW 2016 Australia
+61 2 9699 7182
www.aspect-studios.com
sydney@aspect-studios.com

CLIENT
LENDLEASE
Level 14, Tower Three
International Towers Sydney
Barangaroo NSW 2000

PROJECT
Randwick Hospital Campus

DRAWING
Materials & Finishes Plan Level - 00
Sheet 10 of 16

DRAWN	CHECKED	SCALE @ A1
TL | CK	JH | KL	1:100

DRAWING NO. S17032-LA-L-201

REVISION B

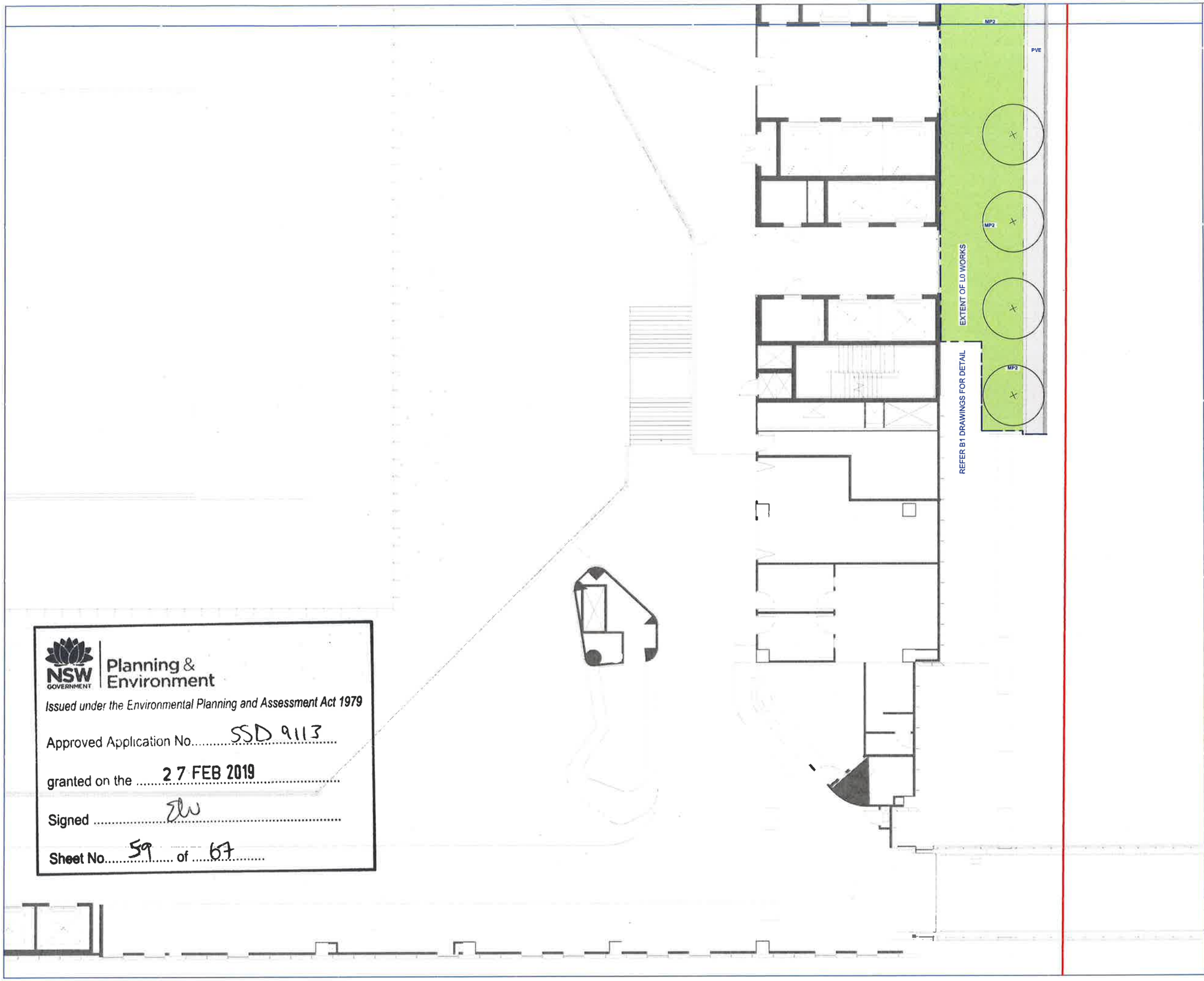

Planning & Environment
NSW GOVERNMENT
Issued under the Environmental Planning and Assessment Act 1979

Approved Application No. SSD 9113

granted on the 27 FEB 2019

Signed .....

Sheet No. 59 of 67

STATUS

FOR INFORMATION

N

NOTES

Check all dimensions and site conditions prior to commencement of any work, the purchasing or ordering of any materials, fitting, plant services or equipment and the fabrication of any components.

Do not scale drawings - refer to figured dimensions only. Any discrepancies shall immediately be referred to the landscape architect for clarification.

All drawings may not be reproduced or distributed without prior permission from the landscape architect.

WARNING

DIAL BEFORE YOU DIG www.1100.com.au

Services shown on this drawing are approximate only. The exact location is to be confirmed on site by contractor prior to commencement of work.

REV	DATE	AMENDMENTS
A	31/8/18	TENDER
B	13/12/18	FOR INFORMATION

CONSULTANTS

ARCHITECT
BVN
255 Pitt St
Sydney NSW 2000
T +612 8297 7200

CIVIL ENGINEER
ACOR
1/33 Herbert St
St Leonards NSW 2065
T +612 9438 5098

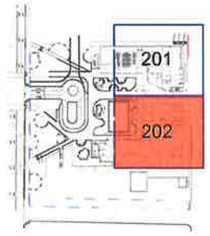

NOTE:
REFER TO THE SPECIFICATION SCHEDULE + DETAILS FOR DETAILED SELECTION INFORMATION.

REFER TO CIVIL ENGINEERS DRAWING FOR:
- LEVELS AND GRADING INFORMATION
- PIT AND PIPE LOCATIONS
- DRAINAGE POINTS AND FALLS

REFERTO ELECTRICAL ENGINEERS DRAWINGS FOR LIGHTING DETAIL.

NOT FOR CONSTRUCTION

ASPECT Studios™

ASPECT Studios Pty Ltd
Level 1, 76-80 George Street
Redfern NSW 2016 Australia
+61 2 9699 7182
www.aspect-studios.com
sydney@aspect-studios.com

CLIENT
LENDLEASE
Level 14, Tower Three
International Towers Sydney
Barangaroo NSW 2000

PROJECT
Randwick Hospital Campus

DRAWING
Materials & Finishes Plan Level - 00
Sheet 11 of 16

DRAWN	CHECKED	SCALE @ A1
TL | CK	JH | KL	1:100

DRAWING NO: S17032-LA-L-202
REVISION: B

NSW GOVERNMENT | Planning & Environment

Issued under the Environmental Planning and Assessment Act 1979

Approved Application No. SSD 9113

granted on the 27 FEB 2019

Signed 16 RW

Sheet No. 60 of 67

STATUS

TENDER

N

NOTES

Check all dimensions and site conditions prior to commencement of any work, the purchasing or ordering of any materials, fitting, plant services or equipment, and the fabrication of any components.

Do not scale drawings - refer to figured dimensions only. Any discrepancies shall immediately be referred to the landscape architect for clarification.

All drawings may not be reproduced or distributed without prior permission from the landscape architect.

WARNING

DIAL BEFORE YOU DIG www.1100.com.au

Services shown on this drawing are approximate only. The exact location is to be confirmed on site by contractor prior to commencement of work.

REV	DATE	AMENDMENTS
A	20/08/18	TENDER
B	31/8/18	TENDER

CONSULTANTS

ARCHITECT
BVN
255 Pitt St
Sydney NSW 2000
T +612 8297 7200

CIVIL ENGINEER
ACOR
1/33 Herbert St
St Leonards NSW 2065
T +612 9438 5098

NOTE:
REFER TO THE SPECIFICATION SCHEDULE + DETAILS FOR DETAILED SELECTION INFORMATION.

REFER TO CIVIL ENGINEERS DRAWING FOR:
- LEVELS AND GRADING INFORMATION
- PIT AND PIPE LOCATIONS
- DRAINAGE POINTS AND FALLS

REFERTO ELECTRICAL ENGINEERS DRAWINGS FOR LIGHTING DETAIL.

NOT FOR CONSTRUCTION

ASPECT Studios™

ASPECT Studios Pty Ltd
Level 1, 79-80 George Street
Redfern NSW 2016 Australia
+61 2 9699 7162
www.aspect-studios.com
sydney@aspect-studios.com

CLIENT

LENDLEASE
Level 14, Tower Three
International Towers Sydney
Barangaroo NSW 2000

PROJECT

Randwick Hospital Campus

DRAWING

MATERIALS & FINISHES PLAN - L3
Sheet 12 of 16

DRAWN	CHECKED	SCALE @ A1
TL | CK	JH | KL	1:100

DRAWING NO. S17032-LA-L-231

REVISION B

NSW GOVERNMENT | Planning & Environment

Issued under the Environmental Planning and Assessment Act 1979

Approved Application No. SSD 9113

granted on the 27 FEB 2019

Signed .....

Sheet No. 61 of 67

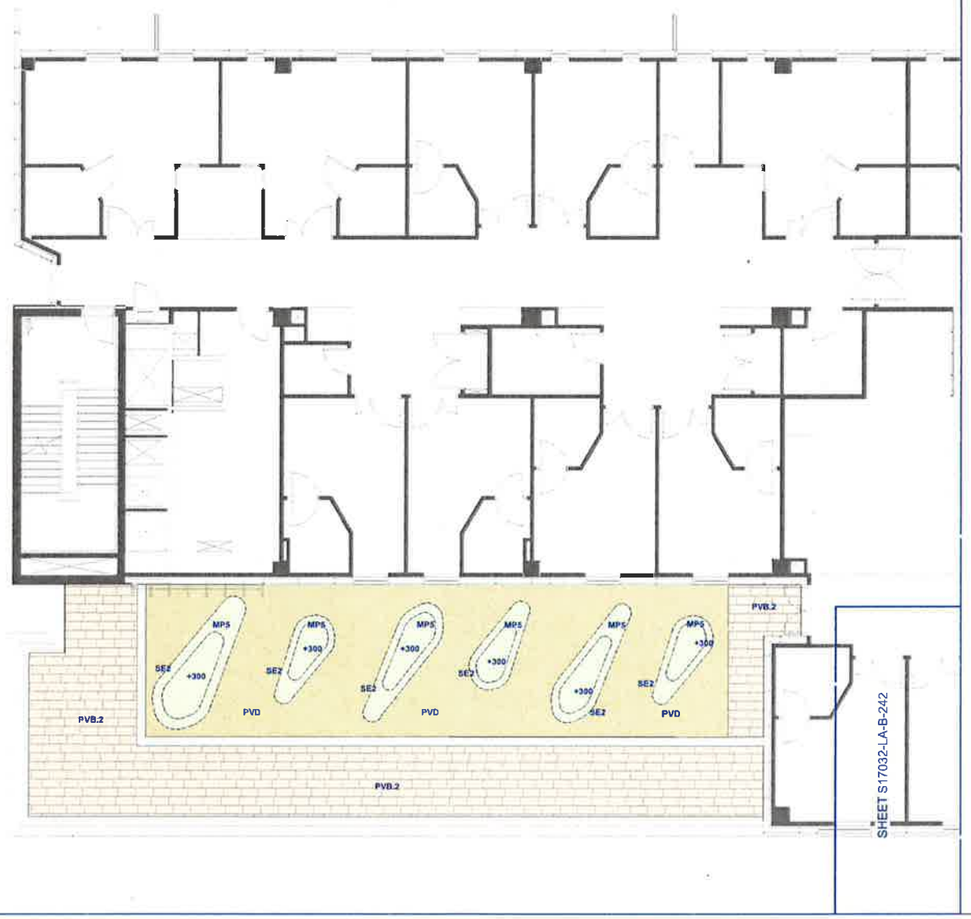

STATUS

FOR INFORMATION

N

NOTES

Check all dimensions and site conditions prior to commencement of any work, the purchasing or ordering of any materials, fitting, plant services or equipment and the fabrication of any components.

Do not scale drawings - refer to figured dimensions only. Any discrepancies shall immediately be referred to the landscape architect for clarification.

All drawings may not be reproduced or distributed without prior permission from the landscape architect.

WARNING

DIAL BEFORE YOU DIG www.1100.com.au

Services shown on this drawing are approximate only. The exact location is to be confirmed on site by contractor prior to commencement of work.

REV	DATE	AMENDMENTS
A	10/08/18	DRAFT TENDER
B	20/8/18	TENDER
C	31/8/18	TENDER
D	4/9/18	TENDER
E	6/9/18	TENDER

CONSULTANTS

ARCHITECT
BVN
255 Pitt St
Sydney NSW 2000
T +612 8297 7200

CIVIL ENGINEER
ACOR
1/33 Herbert St
St Leonards NSW 2065
T +612 9438 5098

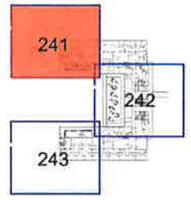

NOTE:
REFER TO THE SPECIFICATION SCHEDULE + DETAILS FOR DETAILED SELECTION INFORMATION.

REFER TO CIVIL ENGINEERS DRAWING FOR:
- LEVELS AND GRADING INFORMATION
- PIT AND PIPE LOCATIONS
- DRAINAGE POINTS AND FALLS

REFERTO ELECTRICAL ENGINEERS DRAWINGS FOR LIGHTING DETAIL.

NOT FOR CONSTRUCTION

ASPECT Studios™

ASPECT Studios Pty Ltd
Level 1, 76-80 George Street
Redfern NSW 2016 Australia
+61 2 9699 7182
www.aspect-studios.com
sydney@aspect-studios.com

CLIENT

LENDLEASE
Level 14, Tower Three
International Towers Sydney
Barangaroo NSW 2000

PROJECT

Randwick Hospital Campus

DRAWING

Materials & Finishes Plan Level - 4
Sheet 13 of 16

DRAWN	CHECKED	SCALE @ A1
TL | CK	JH | KL	1:100

DRAWING NO

S17032-LA-L-241

REVISION

E

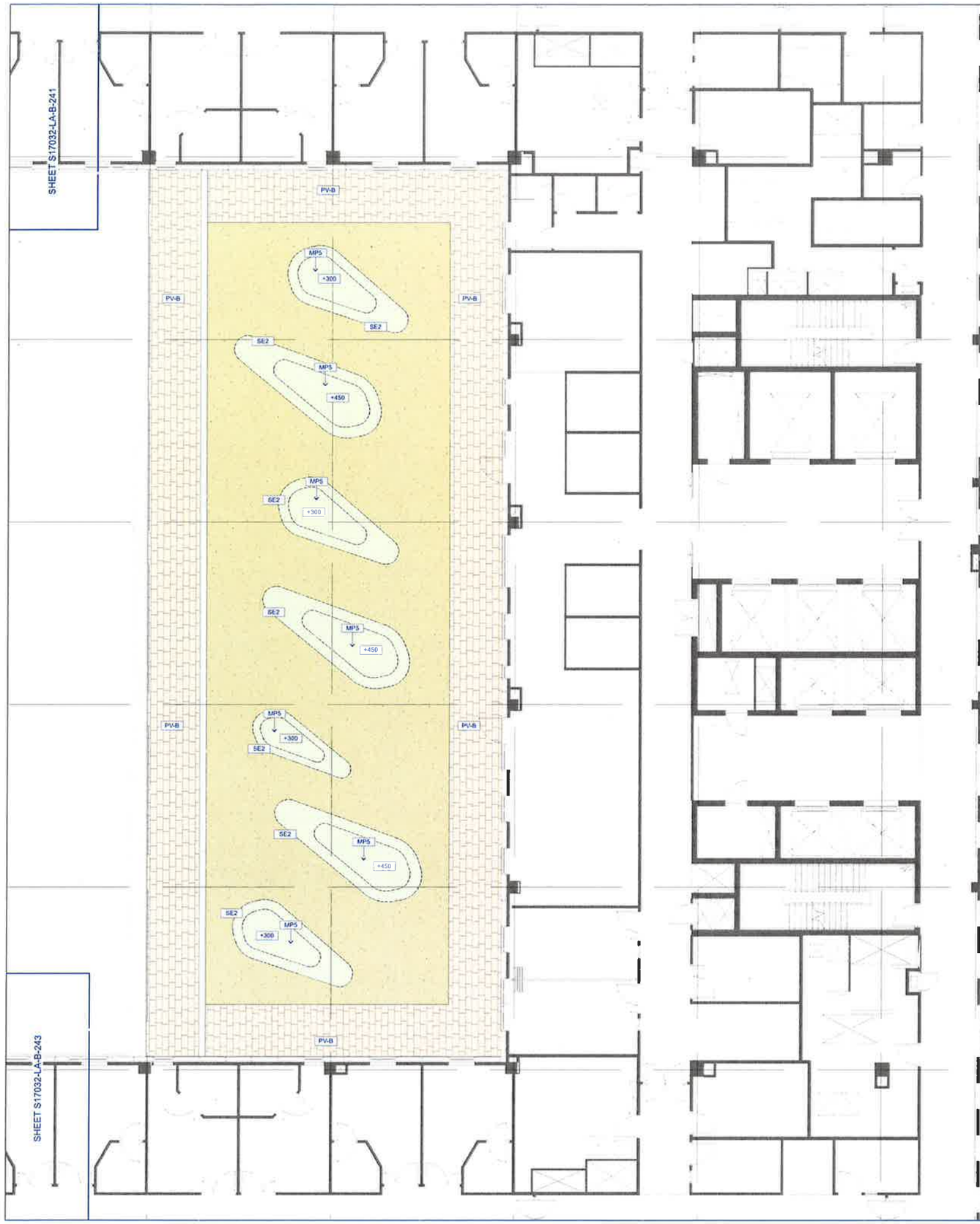

NSW GOVERNMENT | Planning & Environment

Issued under the Environmental Planning and Assessment Act 1979

Approved Application No. SSD 9117

granted on the 27 FEB 2019

Signed

Sheet No. 62 10 of 67

STATUS

TENDER

NOTES

Check all dimensions and site conditions prior to commencement of any work, the purchasing or ordering of any materials, fitting, plant services or equipment and the fabrication of any components.

Do not scale drawings - refer to figured dimensions only. Any discrepancies shall immediately be referred to the landscape architect for clarification.

All drawings may not be reproduced or distributed without prior permission from the landscape architect.

WARNING

DIAL BEFORE YOU DIG www.1100.com.au

Services shown on this drawing are approximate only. The exact location is to be confirmed on site by contractors prior to commencement of work.

REV	DATE	AMENDMENTS
A	10/08/18	DRAFT TENDER
B	20/8/18	TENDER
C	31/8/18	TENDER

CONSULTANTS

ARCHITECT
BVN
255 Pitt St
Sydney NSW 2000
T +612 8297 7200

CIVIL ENGINEER
ACOR
1/33 Herbert St
St Leonards NSW 2065
T +612 9438 5098

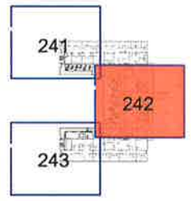

NOTE:
REFER TO THE SPECIFICATION SCHEDULE + DETAILS FOR DETAILED SELECTION INFORMATION.

REFER TO CIVIL ENGINEERS DRAWING FOR:
- LEVELS AND GRADING INFORMATION
- PIT AND PIPE LOCATIONS
- DRAINAGE POINTS AND FALLS

REFERTO ELECTRICAL ENGINEERS DRAWINGS FOR LIGHTING DETAIL.

NOT FOR CONSTRUCTION

ASPECT Studios™

ASPECT Studios Pty Ltd
Level 1, 78-80 George Street
Redfern NSW 2016 Australia
+612 9699 7182
www.aspect-studios.com
sydney@aspect-studios.com

CLIENT

LENDLEASE
Level 14, Tower Three
International Towers Sydney
Barangaroo NSW 2000

PROJECT

Randwick Hospital Campus

DRAWING

MATERIALS & FINISHES PLAN - L4
Sheet 14 of 16

DRAWN	CHECKED	SCALE @ A1
TL | CK	JH | KL	1:100

DRAWING NO: S17032-LA-L-242

REVISION: C

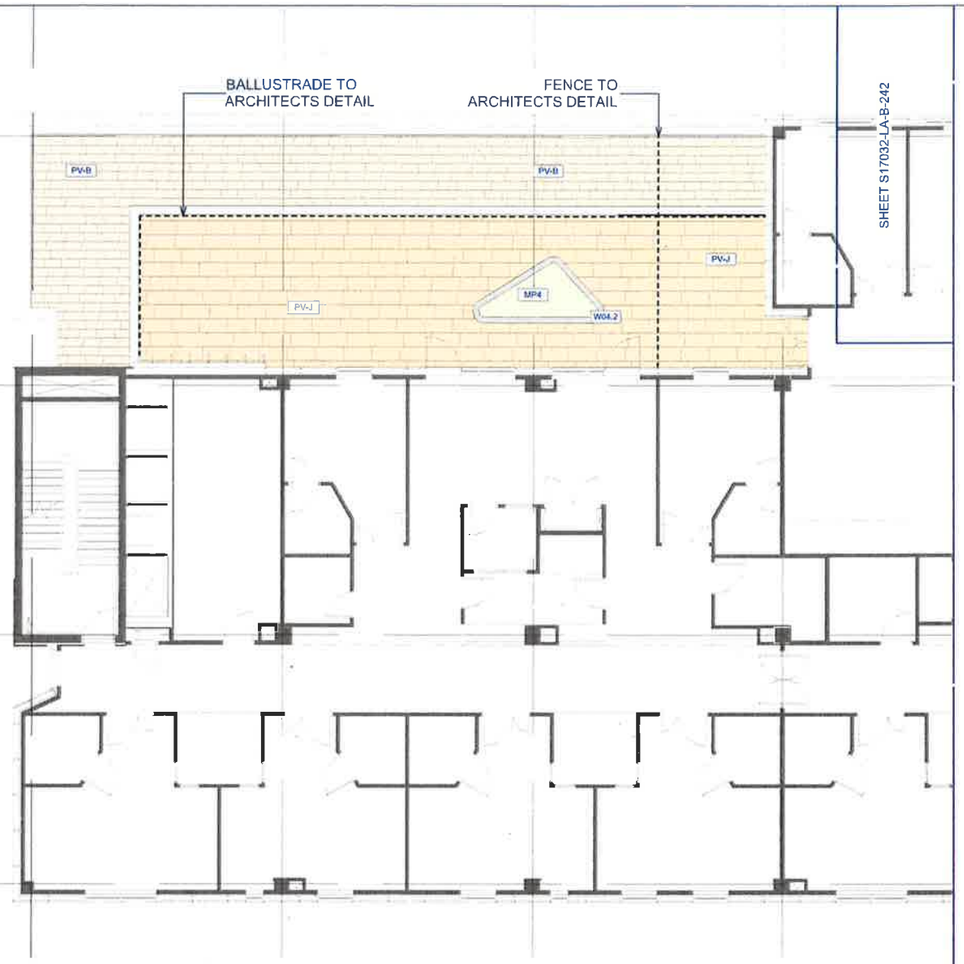

NSW GOVERNMENT | Planning & Environment

Issued under the Environmental Planning and Assessment Act 1979

Approved Application No. SSD 9113

granted on the 27 FEB 2019

Signed ...

Sheet No. 63 of 67

STATUS

TENDER

NOTES

Check all dimensions and site conditions prior to commencement of any work, the purchasing or ordering of any materials, fitting, plant services or equipment and the fabrication of any components.

Do not scale drawings - refer to figured dimensions only. Any discrepancies shall immediately be referred to the landscape architect for clarification.

All drawings may not be reproduced or distributed without prior permission from the landscape architect.

WARNING

DIAL BEFORE YOU DIG www.1100.com.au

Services shown on this drawing are approximate only. The exact location is to be confirmed on site by contractor prior to commencement of work.

REV	DATE	AMENDMENTS
A	10/08/18	DRAFT TENDER
B	20/8/18	TENDER
C	31/8/18	TENDER
D	4/9/18	TENDER

CONSULTANTS

ARCHITECT
BVN
255 Pitt St
Sydney NSW 2000
T +612 8287 7200

CIVIL ENGINEER
ACOR
1/33 Herbert St
St Leonards NSW 2065
T +612 9438 5098

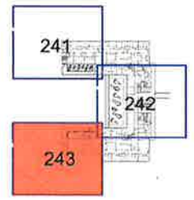

NOTE:
REFER TO THE SPECIFICATION SCHEDULE + DETAILS FOR DETAILED SELECTION INFORMATION.

REFER TO CIVIL ENGINEERS DRAWING FOR:
- LEVELS AND GRADING INFORMATION
- PIT AND PIPE LOCATIONS
- DRAINAGE POINTS AND FALLS

REFERTO ELECTRICAL ENGINEERS DRAWINGS FOR LIGHTING DETAIL.

NOT FOR CONSTRUCTION

ASPECT Studios™

ASPECT Studios Pty Ltd
Level 1, 78-80 George Street
Redfern NSW 2016 Australia
+61 2 8699 7182
www.aspect-studios.com
sydney@aspect-studios.com

CLIENT
LENDLEASE
Level 14, Tower Three
International Towers Sydney
Barangaroo NSW 2000

PROJECT
Randwick Hospital Campus

DRAWING
MATERIALS & FINISHES PLAN - L4
Sheet 15 of 16

DRAWN	CHECKED	SCALE @ A1
TL | CK	JH | KL	1:100

DRAWING NO. S17032-LA-L-243

REVISION D

NSW GOVERNMENT | Planning & Environment

Issued under the Environmental Planning and Assessment Act 1979

Approved Application No. SSD 9113

granted on the 27 FEB 2019

Signed EW

Sheet No. 64 of 67

STATUS

TENDER

N

NOTES

Check all dimensions and site conditions prior to commencement of any work, the purchasing or ordering of any materials, fitting, plant services or equipment and the fabrication of any components.

Do not scale drawings - refer to figured dimensions only. Any discrepancies shall immediately be referred to the landscape architect for clarification.

All drawings may not be reproduced or distributed without prior permission from the landscape architect.

WARNING

DIAL BEFORE YOU DIG www.1100.com.au

Services shown on this drawing are approximate only. The exact location is to be determined on site by contractor prior to commencement of work.

REV	DATE	AMENDMENTS
A	20/8/18	TENDER
B	31/8/18	TENDER

CONSULTANTS

ARCHITECT
BVN
255 Pitt St
Sydney NSW 2000
T +612 8297 7200

CIVIL ENGINEER
ACOR
1/33 Herbert St
St Leonards NSW 2065
T +612 9438 5098

271

NOTE:
REFER TO THE SPECIFICATION SCHEDULE + DETAILS FOR DETAILED SELECTION INFORMATION.

REFER TO CIVIL ENGINEERS DRAWING FOR:
- LEVELS AND GRADING INFORMATION
- PIT AND PIPE LOCATIONS
- DRAINAGE POINTS AND FALLS

REFERTO ELECTRICAL ENGINEERS DRAWINGS FOR LIGHTING DETAIL.

NOT FOR CONSTRUCTION

ASPECT Studios™

ASPECT Studios Pty Ltd
Level 1, 79-80 George Street
Redfern NSW 2016 Australia
+61 2 9698 7182
www.aspect-studios.com
sydney@aspect-studios.com

CLIENT

LENDLEASE
Level 14, Tower Three
International Towers Sydney
Barangaroo NSW 2000

PROJECT

Randwick Hospital Campus

DRAWING

MATERIALS & FINISHES PLAN - L7
Sheet 16 of 16

DRAWN	CHECKED	SCALE @ A1
TL | CK	JH | KL	1:100

DRAWING NO. S17032-LA-L-271

REVISION B

NSW GOVERNMENT | Planning & Environment

Issued under the Environmental Planning and Assessment Act 1979

Approved Application No.. SSD 9113

granted on the 27 FEB 2019

Signed .....

Sheet No. 65 of 67



SHEET S17032-LA-B-242

STATUS

DRAFT TENDER

N

NOTES

Check all dimensions and site conditions prior to commencement of any work, the purchasing or ordering of any materials, fitting, plant services or equipment and the fabrication of any components.

Do not scale drawings - refer to figured dimensions only. Any discrepancies shall immediately be referred to the landscape architect for clarification.

All drawings may not be reproduced or distributed without prior permission from the landscape architect.

WARNING

DIAL BEFORE YOU DIG www.1100.com.au

Services shown on this drawing are approximate only. The exact location is to be determined on site by contractor prior to commencement of work.

REV	DATE	AMENDMENTS
A	10/08/18	DRAFT TENDER
B	20/08/18	TENDER
C	13/12/18	FOR INFORMATION

CONSULTANTS

ARCHITECT
BVN
255 Pitt St
Sydney NSW 2000
T +612 8297 7200

CIVIL ENGINEER
ACOR
1/33 Herbert St
St Leonards NSW 2065
T +612 9438 5098

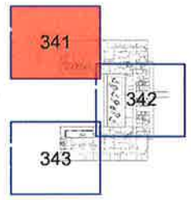

NOT FOR CONSTRUCTION

ASPECT Studios™

ASPECT Studios Pty Ltd
Level 1, 79-80 George Street
Redfern NSW 2016 Australia
+61 2 9699 7182
www.aspect-studios.com
sydney@aspect-studios.com

CLIENT

LENDLEASE
Level 14, Tower Three
International Towers Sydney
Barangaroo NSW 2000

PROJECT

Randwick Hospital Campus

DRAWING

PLANTING PLAN - L4
Sheet 11 of 14

DRAWN	CHECKED	SCALE @ A1
TL | CK	JH | KL	1:100

DRAWING NO. S17032-LA-L-341

REVISION C

SHEET S17032-LA-B-341

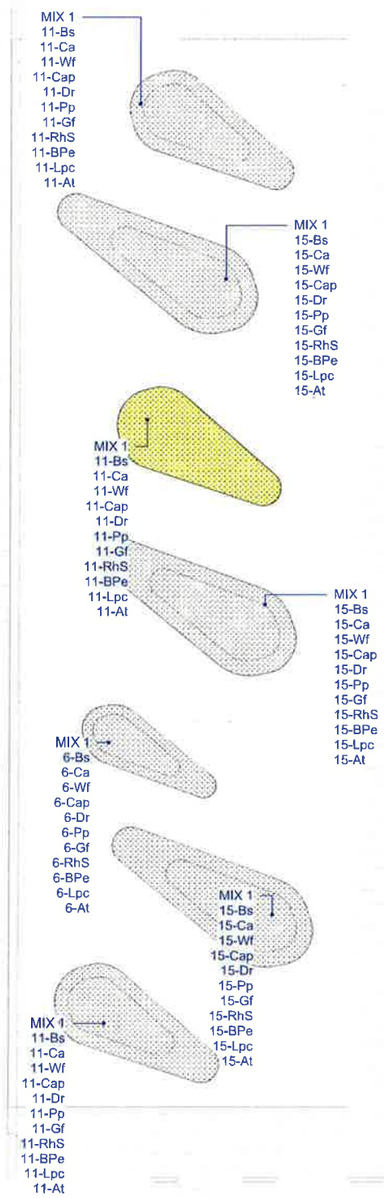

SHEET S17032-LA-B-343

NSW GOVERNMENT | Planning & Environment

Issued under the Environmental Planning and Assessment Act 1979

Approved Application No. SSD 9113

granted on the 27 FEB 2019

Signed .....

Sheet No. 66 of 67

STATUS

DRAFT TENDER

N

NOTES

Check all dimensions and site conditions prior to commencement of any work, the purchasing or ordering of any materials, fitting, plant services or equipment and the fabrication of any components.

Do not scale drawings - refer to figured dimensions only. Any discrepancies shall immediately be referred to the landscape architect for clarification.

All drawings may not be reproduced or distributed without prior permission from the landscape architect.

WARNING

DIAL BEFORE YOU DIG www.1100.com.au

Services shown on this drawing are approximate only. The exact location is to be confirmed on site by contractor prior to commencement of work.

REV	DATE	AMENDMENTS
A	10/08/18	DRAFT TENDER
B	20/08/18	TENDER
C	13/12/18	FOR INFORMATION

CONSULTANTS

ARCHITECT
BVN
255 Pitt St
Sydney NSW 2000
T +612 8297 7200

CIVIL ENGINEER
ACOR
1/33 Harbert St
St Leonards NSW 2065
T +612 9438 5098

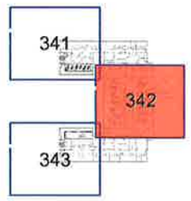

NOTE:
REFER TO THE TECHNICAL SPECIFICATION + DETAILS FOR DETAILED SELECTION INFORMATION.

NOT FOR CONSTRUCTION

ASPECT Studios™

ASPECT Studios Pty Ltd
Level 1, 76-80 George Street
Redfern NSW 2016 Australia
+61 2 9699 7182
www.aspect-studios.com
sydney@aspect-studios.com

CLIENT

LENDLEASE
Level 14, Tower Three
International Towers Sydney
Barangaroo NSW 2000

PROJECT

Randwick Hospital Campus

DRAWING

PLANTING PLAN - L4
Sheet 12 of 14

DRAWN	CHECKED	SCALE @ A1
TL | CK	JH | KL	1:100

DRAWING NO. S17032-LA-L-342

REVISION C

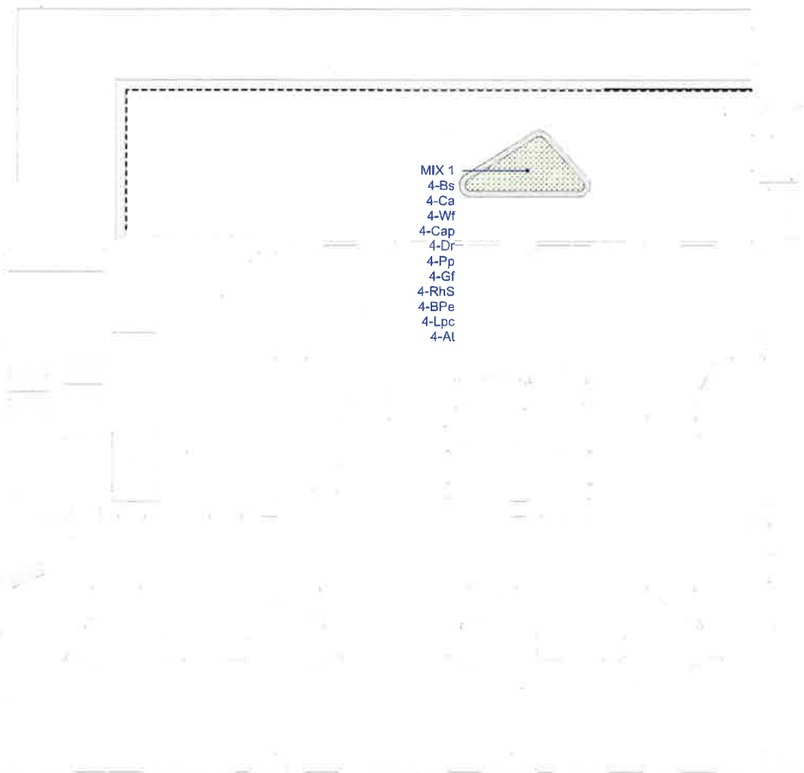

SHEET S17032-LA-B-342

NSW GOVERNMENT | Planning & Environment

Issued under Environmental Planning and Assessment Act 1979

Approved Application No. SSD 9113

granted on the 27 FEB 2019

Signed .....

Sheet No. 67 of 67

STATUS

DRAFT TENDER

NOTES

Check all dimensions and site conditions prior to commencement of any work, the purchasing or ordering of any materials, fitting, plant services or equipment and the fabrication of any components.

Do not scale drawings - refer to figured dimensions only. Any discrepancies shall immediately be referred to the landscape architect for clarification.

All drawings may not be reproduced or distributed without prior permission from the landscape architect.

WARNING

DIAL BEFORE YOU DIG www.1100.com.au

Services shown on this drawing are approximate only. The exact location is to be confirmed on site by contractor prior to commencement of work.

REV	DATE	AMENDMENTS
A	10/08/18	DRAFT TENDER
B	20/08/18	TENDER
C	13/12/18	FOR INFORMATION

CONSULTANTS

ARCHITECT
BVN
255 Pitt St
Sydney NSW 2000
T +612 8287 7200

CIVIL ENGINEER
ACOR
1/33 Herbert St
St Leonards NSW 2065
T +612 9438 5098

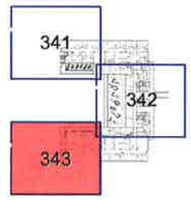

NOTE:
REFER TO THE TECHNICAL SPECIFICATION + DETAILS FOR DETAILED SELECTION INFORMATION.

NOT FOR CONSTRUCTION

ASPECT Studios™

ASPECT Studios Pty Ltd
Level 1, 79-80 George Street
Redfern NSW 2016 Australia
+61 2 9699 7162
www.aspect-studios.com
sydney@aspect-studios.com

CLIENT
LENDLEASE
Level 14, Tower Three
International Towers Sydney
Barangaroo NSW 2000

PROJECT
Randwick Hospital Campus

DRAWING
PLANTING PLAN - L4
Sheet 13 of 14

DRAWN	CHECKED	SCALE @ A1
TL | CK	JH | KL	1:100

DRAWING NO. S17032-LA-L-343

REVISION C